

3RP

REGIONAL
REFUGEE &
RESILIENCE

PLAN 2016 - 2017

IN RESPONSE TO THE SYRIA CRISIS



TURKEY



CONTENTS

3 - 6	INTRODUCTION & CONTEXT
7 - 8	NEEDS, VULNERABILITIES & TARGETING
8 - 9	STRATEGIC VISION & RESPONSE PLAN
10	PARTNERSHIPS & COORDINATION
11	ACCOUNTABILITY FRAMEWORK
12 - 88	SECTOR RESPONSES:
12 - 28	- PROTECTION
29 - 41	- FOOD SECURITY
42 - 52	- EDUCATION
53 - 68	- HEALTH
69 - 79	- BASIC NEEDS
80 - 88	- LIVELIHOODS
89	FINANCIAL REQUIREMENTS SUMMARY

TURKEY



INTRODUCTION & CONTEXT

As the Syrian refugee crisis enters into its fifth year, the protracted situation is having a growing impact beyond its neighbouring countries. Instability in the region is expected to persist, and consequent displacement, inside Syria and across the border into Turkey, will continue. Given the fluid situation on the ground, it is uncertain what the scale of refugee flows from Syria or Iraq in 2016 will be.

Turkey now hosts the largest number of refugees in the world, including more than two million Syrian refugees, out of which more than half are children. Amidst all the challenges facing Turkey in receiving this large number of displaced people, Turkey has established a strong asylum framework through the Law on Foreigners and International Protection and the Temporary Protection Regulation, not only attempting to address the immediate humanitarian needs of refugees, but also envisioning to building up the resilience of the displaced population by offering health care and education, and with plans for enabling Syrians to gain access to the labour market. The access to the labour market is still pending the announcement of the secondary regulation which will determine the principles and procedures for Syrian's access to employment.

However, inconsistent interpretations and practices on rights and service provisions have been observed across 3RP sectors and locations in the country following the announcement of the Temporary Protection Regulation in October 2014. In addition, an increased number of new actors in the Syrian response, including government and non-governmental partners, underline the continued need for integrated strategies for advocacy and capacity building.



©UNHCR / Emrah Gurel

More than one year after its inauguration, the Directorate General of Migration Management (DGMM) is operational in all provinces. DGMM launched its registration database, GOC-NET, on 18 May 2015, a platform for streamlining all refugees and asylum-seekers into a national database system. 3RP partners provided extensive financial and technical support to strengthen the registration capacity of the Government. As of 1 October 2015, 2,072,290 Syrian refugees were registered in Turkey. In addition, there are an increasing number of Syrians (and other nationalities) moving through Turkey to reach Europe.

The 3RP anticipates a total of 2.5 million Syrians registered in Turkey by the end of 2015, and a total of 2.75 million by end 2016. It is estimated that 300,000 will be hosted in the official refugee camps managed by the Disaster and Emergency Management Presidency (AFAD) and 2.45 million will live within host communities.

The overall response to the Syrian crisis in Turkey demonstrated strong national ownership, with the Government of Turkey playing a firm leading role in the

provision of protection and assistances. AFAD continues to provide services in 23 refugee camps hosting Syrians in the southeast of Turkey. Turkey has assured that it will maintain an “open door policy”, although tightened measures are implemented for security reasons. In as much as resources permit, 3RP partners

will continue supporting Turkey in its efforts to provide humanitarian assistance to the newly arrived and vulnerable families, support efforts to increase the resilience of the refugee community, as well as to promote social cohesion. The combined interventions through all sectors to improve resilience and counter destitution



©UNFPA/ Nergis Guler

may have some positive impact on the onward movements to Europe. Building on the results of the 2015 implementation, 3RP sectors envisage the below highlights in 2016:

The Protection sector will continue to support Turkey for the adoption of a protection-sensitive registration system to ensure those at risk are systematically identified and their needs addressed with specialized interventions and services. In close cooperation with DGMM, AFAD, the Ministry of Family and Social Policies and other relevant line ministries, further investment in community-based protection initiatives through engagement of and consultation with women, girls, boys and men for prevention, identification, and response to specific needs will be prioritized. The sector will continue to support national protection systems, civil society and communities in order to ensure persons with special needs have access to specialized protection services and psychosocial support, including for children and women at risk. While 3RP

partners continuing to provide technical support to the government partners, capacity building of national/local NGOs is underlined as a priority to ensure that national actors are capable of taking over service provisions in the longer-term. In addition, more public awareness initiatives will be carried out to inform the refugee community on all protection related issues.

The Food Security sector plans to continue the provision of food assistance through various transfer modalities to the most vulnerable Syrians residing in Turkey; and to support national safety nets and food security strategy development through a coordinated, large-scale and harmonised response. In camps, in cooperation with AFAD, e-vouchers enable the purchases of sufficient nutritious food to meet families' needs. Whilst in off-camp settings, food security and protection of livelihoods remain a top priority and an urgent need for Syrian refugee households. 3RP partners plan to continue working with national and local

authorities to deliver targeted assistance to those most in need.

The Education sector, in close collaboration with the Ministry of National Education, aims to increase access to formal schooling to the more than 400,000 children who remain out of school. Existing initiatives to enhance support teacher incentives and training, increase provision through Temporary Learning Centres, pre-schooling and access to Turkish State schools, and improve the data and monitoring of refugee children in education will be expanded in 2016. Greater attention will be paid to providing educational opportunities for adolescents and youth by increasing the number of higher education scholarships, Turkish language, non-formal education and skills training opportunities. The huge demand for higher education is evidenced by the almost 6,000 DAFI scholarship applications for less than 100 places.

The Health sector will continue to support the Ministry of Health in strengthening the health service delivery for Syrian refugees



©UNHCR / Nayana Bose

¹ The Albert Einstein German Academic Refugee Initiative (DAFI), in partnership with the UN, grants scholarships to refugees at universities, colleges and polytechnics in their host countries.

and host populations at different levels of care. The role of the family and community health centres as primary care providers for Syrian refugees will be strengthened to respond, together with secondary and tertiary care, to the increasing needs of the Syrian and host communities. Health sector partners will support the Ministry of Health through establishing more temporary health centres to integrate Syrian health professionals into the Turkish health system, which will also address the language barrier for Syrian patients and decongest Turkish health facilities.

In the Basic Needs and Essential Services sector, partners will support the provision of basic needs (shelter, non-food items and camp infrastructures) to the refugee camps in close coordination with AFAD and DGMM. For refugees in the community, basic needs support is provided through non-food items distributions and cash-based interventions in close coordination with the authorities, 3RP participating agencies and partners. Given the size of the population living in urban, peri-urban and rural areas and the decreasing resources of its members, particular focus will be placed on this group. Basic needs assistance varies from emergency assistance, regular assistance and seasonal assistance. The resilience component of the basic needs looks at supporting the hosting communities.

The Livelihoods sector considers the legal framework in Turkey as the most crucial element in regard to accessing the labour market. Awarding the right to work will enable Syrian refugees to gain formal and legal employment and earn incomes, while contributing to the local host environment and will be a determining factor in shaping the Livelihoods sector response. In the current context, livelihoods interventions are focused on training programs to equip the Syrian population with skills for employment, including adolescents, youth and adults, as well as supporting self-employment activities. Interventions based on solid market assessments are essential for resource optimization and quick results. Entrepreneurship - the key for economic

development – also plays a crucial role in the Turkey context.

With no political solution to the Syrian crisis in sight, and as the displaced population is becoming progressively destitute, it is of crucial importance that the international community steps up its support to the refugee host countries to ensure the protection space is maintained, immediate life-saving needs are met, and to stabilize population movements. In addition, the protracted nature of the crises underlines the urgency of a medium to longer-term strategy exploring ways to build up the resilience of both the refugee population and the host communities.

Although 2015 has seen a larger amount of contributions to Turkey in comparison to previous years, the level of support is still far from sufficient. 3RP partners are calling for increased international responsibility sharing to support Turkey, in terms of technical advice, financial contributions and resettlement places. The response to the Syria situation within the 3RP is coordinated by UNHCR (Refugee Response) and UNDP (Resilience Response) with the participation of FAO, ILO, IOM, UNDP, UNFPA, UNHCR, UNICEF, UNIDO, WFP, WHO and international and national NGOs.

Investing in the future –No Lost Generation: basic, secondary and higher education for refugees in Turkey

When exploring ways to strengthen the resilience of the refugee population, the potential of one particular stakeholder cannot be underestimated – the refugees themselves. Heeding the call to avoid a lost generation of Syrians, Turkey is again setting an example by prioritizing access to certified, quality education for Syrian children and youth of all ages. Under the leadership of the Ministry of National Education 3RP partners and the Government of Turkey managed to enroll 215,000 Syrian children in primary and secondary school by the end of the 2014-2015 school year, an over 100% increase from the previous academic year.

In addition, recognizing the importance of higher education to develop the skills and capacity of the refugee community, the Government of Turkey has waived the tuition fees for all Syrian refugee students attending state universities and is offering 1,000 university scholarships in Turkish universities every year in a consecutive five-year span. Higher education access develops the skills and capacity of the refugee community, improves individuals' earning capacity, builds human and social capital and has been linked with faster national economic growth. Access to post-secondary education also stimulates enrolment in primary and secondary education and encourages more students to complete the full secondary education cycle. Successful refugee students also serve as role models for their communities. 3RP partners are actively reinforcing this initiative by supporting the Turkish language courses for refugee students and coupling the government scholarship programme with additional spaces.

In 2016 Turkey will actively contribute to all three pillars of the No Lost Generation initiative with an ambitious scale-up of access to certified quality education, as well as expanding the protective environment for children and youth and ensuring that adolescents and youth are better able to contribute to resilience and social cohesion in their communities.

NEEDS, VULNERABILITIES AND TARGETING

A. Population Group	Age Groups	Refugee		Resilience	
		Population In Need	Target Population ²	Population In Need	Target Population
Syrian Refugees in Camps	Men	68,400	68,400	68,400	68,400
	Women	69,000	69,000	69,000	69,000
	Boys	84,000	84,000	84,000	84,000
	Girls	78,600	78,600	78,600	78,600
	Sub Total	300,000	300,000	300,000	300,000
Syrian Refugees in the Community	Men	558,600	558,600	558,600	558,600
	Women	563,500	563,500	563,500	563,500
	Boys	686,000	686,000	686,000	686,000
	Girls	641,900	641,900	641,900	641,900
	Sub Total	2,450,000	2,450,000	2,450,000	2,450,000
Members of Affected Communities	Men	-	-	-	-
	Women	-	-	-	-
	Boys	-	-	-	-
	Girls	-	-	-	-
	Sub Total	8,200,000	400,000	8,200,000	565,078
Grand Total		10,950,000	3,150,000	10,950,000	3,315,078

² The columns for target population are only for direct beneficiaries where accurate numbers are available. If you have estimates of indirect beneficiaries for resilience building (i.e.: of systems-strengthening, institutional capacity-building, etc.), please include this in the narrative section below rather than in the table.

Since DGMM became operational in April 2014, it has streamlined the registration of all foreigners in Turkey, including refugees and asylum-seekers. However, detailed information on registration and vulnerability is not available to the UN and aid agencies. In the meantime, surveys and assessments are coordinated by the authorities, and a limited number of assessments were carried out in 2015. Given the vast majority of the Syrians are living out of the camps and dispersed across the entire country, outreach and identification of vulnerable refugees in the community remains a key challenge across all sectors in the design, implementation and evaluation of 3RP.

In the absence of a comprehensive needs assessment, an AFAD survey Syrian Women in Turkey of 1,500 camp households and 1,200 non-camp households in late 2014 gives a snapshot of the refugee profile. The findings

showed that around 97 percent of female Syrians living outside of the camps have not been able to earn an income in the month prior to the survey, and 78 percent of the respondents indicated not having a sufficient amount of food for the next seven days, nor having money to purchase it. More than half of the respondents indicated that they or their family members require psychological support.

As refugees in camps are provided with shelter, food rations, non-food items and basic services, outreach and identification of vulnerable families living in host communities is a priority gap. The existing targeting process is conducted through various outreach centres established by aid agencies as well as through outreach activities. 3RP partners are working together to improve the vulnerability assessment framework as well as harmonize the vulnerability

criteria.

The geographic targeting approach is also used in the absence of access to registration data and to concentrate limited resources to localities hosting high numbers of refugees, such as southeast provinces and Istanbul. However it should be underlined that there are an increasing number of Syrian refugees living outside of these areas, who have minimal access to services and assistances and who will need increasing support.

With a significant investment in supporting the national capacity in responding to the Syrian crisis, a large portion of the 3RP interventions will benefit the entire refugee population and local communities through technical knowledge sharing with government partners as well as supply of equipment and infrastructure support to national institutions

STRATEGIC VISION & RESPONSE PLANS

1. Families and communities are strengthened, engaged, and empowered in order to contribute to their own protection solutions, while the most vulnerable women, girls, boys and men are identified and their needs addressed through appropriate services and interventions.
2. The most vulnerable Syrians continue to receive food assistance through various transfer modalities, and national safety nets are supported with the development of food security strategy to ensure a coordinated, large-scale and harmonised response.
3. Refugee children, youth and adults have increased access to an enhanced quality of educational services.
4. Syrian refugees and host communities have improved access

to health services that respond to the needs and expectations of the served population.

5. Syrians refugees residing in refugee camps and the most vulnerable Syrians in the community are supported to live in adequate shelters in satisfactory conditions of sanitation and hygiene, and their basic needs are met.

6. Both Syrians and host communities have improved livelihoods and living conditions, including better and decent work conditions.

As Turkey leads the response and has already developed a rights based national asylum framework, the overall strategy of the 3RP responses is to strengthen national capacity to ensure sustainability and national ownership of interventions. In the meantime, as significant gaps

still exist between the national capacity and the needs of accommodating over two million refugees, continued advocacy, fund raising and capacity building is needed to ensure consistent implementation of the national asylum laws and regulations. This strategy will allow an eventual phase out of 3RP partners when the national institutions are ready to take over the service provision to the entire refugee population, most particularly to the populations living in urban, peri-urban and rural areas. While Turkey maintains high standards in the assistance and service provision in the refugee camps, such standards are not sustainable without the support from the international community. 3RP partners will continue to assist the government to provide food rations and non-food items to camp residents, as well as support camp education, protection, health care services, and camp infrastructure in 2016.



Outreach to, and vulnerability identification of, Syrians in the community remains a challenge for all sectors. While 3RP partners actively advocate for integrating refugees into the national system, substantial inputs need to be invested to support the government's efforts to strengthen the capacity of education, health, employment, social welfare and justice systems to support the large number of refugees.

In the meantime, most vulnerable refugees in the community will be supported through various interventions, including the expansion of outreach centres (multi-service centres, community centres, women centres, child friendly spaces) in southeast provinces and other locations hosting large numbers of refugees. While in-kind food and non-food items support

will continue to be provided, in particular for winterization, cash-based interventions will be scaled up in several sectors to allow refugees to respond to their own needs and make financial injections to the local economy. The identification of beneficiaries is planned to be carried out in coordination with national and local institutions and social structures.

As the Syrian crisis protracts further, both the Government of Turkey and aid agencies are focusing more on a medium to longer-term strategy. Resilience strategies, particularly relating to education, livelihoods and social cohesion will become fundamental components of a longer-term plan. 3RP partners will seek active participation of development partners and the private sector in this regard. Turkey should be recognized for

its remarkable generosity in awarding full-span education to Syrian refugees, from primary to higher education, and plans to open the labour market. 3RP partners will firmly support Turkey in moving towards the longer-term planning through advocating for strengthened international support, mobilizing resources and providing expertise in these areas.

The Refugee Response attempts to address the immediate needs in receiving over two million refugees, and the Resilience Response plans to address the medium and long-term needs given that there is no political solution to the Syrian crisis in sight. 3RP partners appreciate the support that the Government of Turkey extends to 3RP interventions and to the work of other aid agencies in both responses.



PARTNERSHIPS & COORDINATION

The Government of Turkey is the main responder to the emergency and provides protection of refugees and asylum-seekers in the country. Under the leadership of the central government, a field government coordination structure is established at the governorate level, with the provincial governors taking the lead in field coordination, with the field presence of AFAD, DGMM and other concerned ministries. 3RP partners are providing inputs to these government coordination meetings.

AFAD remains the sole authority in determining the terms of camp management and the creation of new camps. 3RP partners support AFAD through the provision of camp facilities and non-food items to camp residents. The UN coordination structure features a dual leadership with UNHCR leading the Refugee Response and UNDP leading the Resilience Response in order to better

bridge humanitarian assistance with development interventions. This platform allows for increased engagement with development actors (both donors and partners), and was welcomed by the Government of Turkey, which is seeking enhanced international solidarity given the magnitude of the presence of refugees and asylum-seekers from Syria and other countries.

In the meantime, NGOs are playing an increasingly active role in the response. As of October 2015, 139 international NGOs were accredited in Turkey – nearly half of them were accredited after the beginning of the Syria crisis, and many are responding to it. They reinforce local NGOs on various fronts to strengthen the protection and service delivery to non-camp refugees and asylum-seekers. Many of them are already United Nations' partners and implementing 3RP activities. Under the 3RP framework, inter-sector

coordination mechanisms and sector working groups/ sub-working groups were created at both Ankara and field levels. These coordination mechanisms interact not only among the 3RP partners, but involve government partners to ensure a common understanding of needs and priorities, as well as a harmonized approach in delivery of services and assistance wherever possible, such as the provision of multi-purpose cash-based interventions.

With the much anticipated opening of the labour market and as both refugee and host communities are struggling with limited resources, an increasing number of private sector actors are seeking to join the 3RP partners in responding to the Syrian crisis and to help mitigate the impact on the host communities. 3RP partners welcome this new development and are actively exploring ways to engage with the private sector.



©UNHCR/ E.Drofman

ACCOUNTABILITY FRAMEWORK

In the absence of access to population registration information and varying levels of permission to conduct assessments and surveys, the challenge remains for 3RP partners to establish a concrete accountability framework to monitor and evaluate the impact of the interventions. In addition, proper mapping of donor funding channelled to services and assistance is not yet in place. However, the Syrian Task Force Group and sector working groups have already established coordination mechanisms in Ankara and in the field, and are monitoring 3RP activities to the extent possible to strengthen the accountability of the 3RP implementation. Meanwhile, refugee communities are involved in the planning, implementation and evaluation processes through focus group discussions, refugee representatives, and increasingly refugee volunteers.

In order to enhance accountability within the existing context, the 3RP planning process endeavours to reach out to all stakeholders, including government and NGO partners as well as refugee communities, to ensure participatory and realistic planning. Inter-agency coordination meetings and sector working groups are platforms for agencies to exchange information on planning and implementation to avoid overlapping. The application of new technologies is also being explored. Meanwhile, 3RP partners will continue advocating with the Government of Turkey for increased flexibility and cooperation in organizing surveys and assessments which could improve the 3RP accountability framework.



©WFP/BernaCetin

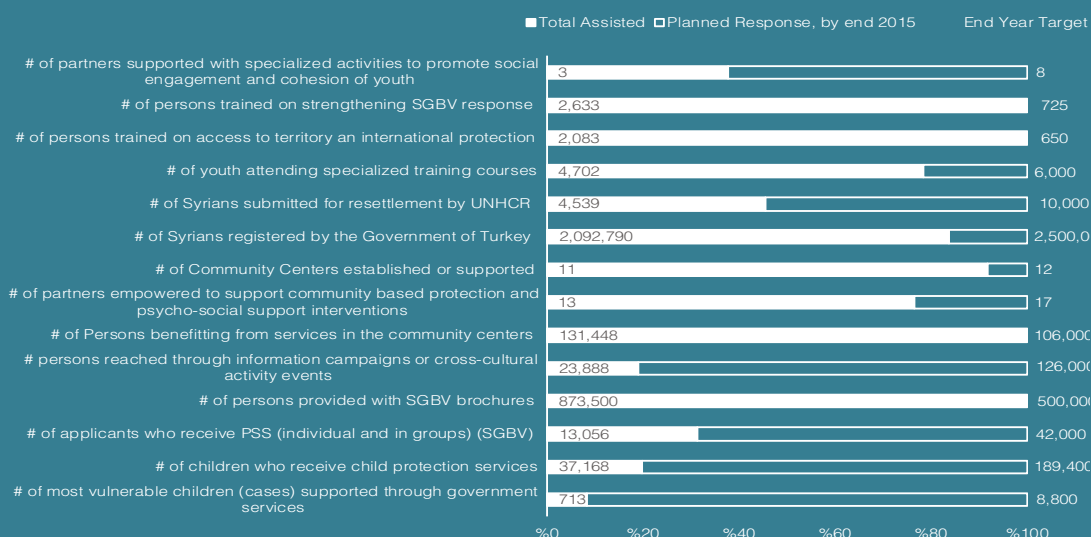


PROTECTION SECTOR RESPONSE



Lead Agencies	UNHCR
Partners	IOM, UNFPA, UNICEF, UNDP and partners
Objectives	<ol style="list-style-type: none"> 1. Refugees fleeing Syria can access the territory and receive effective protection under a legal framework 2. Families and communities are strengthened, engaged, and empowered in order to contribute to their own protection solutions, while the most vulnerable women, girls, boys and men are identified and their needs addressed through appropriate services and interventions 3. The risks and consequences of SGBV experienced by women, girls, boys, and men are mitigated and the access to quality services is improved 4. Girls and boys affected by the Syria crisis have increased and more equitable access to quality child protection interventions
GENDER MARKER	2a
REFUGEE FINANCIAL REQUIREMENT 2016	US\$ 69,426,500
RESILIENCE FINANCIAL REQUIREMENT 2016	US\$ 41,464,500
3RP TOTAL FINANCIAL REQUIREMENT 2016	US\$ 110,891,000
TOTAL INDICATIVE REQUIREMENTS 2016	US\$ 110,891,000
CONTACT INFORMATION	Refugee Component: Luca Curci Resilience Component:

SECTOR ACHIEVEMENTS (SEPTEMBER 2015)



CURRENT SITUATION



©UNICEF / YURTSEVER

Turkey applies strict controls on admission of refugees while maintaining an open door policy for those fleeing immediate harm to their lives. In June 2015, fighting between various armed groups in Syria resulted in an influx of nearly 25,000 refugees to Sanliurfa, Turkey.

The Government of Turkey (GoT) coordinates the refugee response and is responsible for the registration, ensuring Syrian refugees have access to services. As of 1 November 2015, 2,181,293 Syrian refugees, of whom over 1.2 million children, were biometrically registered by the GoT. However, the level of information collected varies substantially throughout the country and there is no reliable estimate of the number of unregistered Syrian refugees, nor of refugees who were registered by the GoT but are no longer in the country.

With a continuously growing refugee population, government services have become overwhelmed and resources are stretched. Increased destitution

among refugees living in communities is resulting in the engagement in negative coping mechanisms, such as child labour and child marriages, while aggravating tensions with impacted communities. The difficult conditions are inevitably contributing to irregular onward movements of refugees out of Turkey. In addition an increasing number of Syrians are using Turkey as a transit country in order to reach Western Europe.

During 2015, 3RP partners have continued trainings for governmental counterparts and partner staff on international refugee protection, SGBV prevention and response, child protection, working with vulnerable people, and humanitarian work ethics. Expert assistance and best practices were shared to tackle protection gaps and challenges. Advocacy was carried out regarding the implementation of Turkish law and procedures. In 2015, Working Groups that include representatives of ministries, were established on SGBV and Mental Health

and Psychosocial Support Services. The establishment of a Working Group on Child Protection is under discussion.

3RP partners continued to support the expansion of outreach mechanisms in order to strengthen community mobilization and improve the provision of assistance and services to refugees. In 2015 3RP partners facilitated the establishment and operation of over 40 outreach centres, including community centres, child friendly spaces (CFS) and safe spaces for women. Refugees with urgent protection needs, including children and women at risk, were identified and referred to national protection mechanisms and UN Agencies. 3RP partners supported the creation and empowerment of refugee committees in all camps, including committees of women, youth, and the elderly. Moreover, with the support of 3RP partners the first urban refugee committee has been established in southeast Turkey.



NEEDS, VULNERABILITIES AND TARGETS

Population Group	Age Groups	Refugee Component		Resilience Component	
		Population In Need	Target Population	Population In Need	Target Population
Syrian Refugees in Camps	Men	68,400	68,400	68,400	479
	Women	69,000	69,000	69,000	483
	Boys	84,000	84,000	84,000	588
	Girls	78,600	78,600	78,600	550
	Sub Total	300,000	300,000	300,000	2,100
Syrian Refugees in the Community	Men	558,600	530,670	558,600	9,745
	Women	563,500	535,325	563,500	9,830
	Boys	686,000	651,700	686,000	11,967
	Girls	641,900	609,805	641,900	11,198
	Sub Total	2,450,000	2,327,500	2,450,000	42,740
Members of Impact-ed Communities	Sub Total	8,216,534	1,095	8,216,534	2,100
Grand Total		10,966,534	2,628,595	10,966,534	46,940

(1) Non-Syrian refugees and Asylum-seekers in Turkey

For a comprehensive response strategy and improved identification of persons with special needs, a country wide, systematic and protection-sensitive registration system needs to be put in place, which captures vulnerabilities disaggregated by age and gender and identifies protection needs. Concerted efforts to strengthen access to information through outreach mechanisms remains a necessity with particular focus on the strengthening of community networks and participation. Birth registration also remains a challenge due to the lack of awareness among refugees and service providers on national procedures.

SGBV incidents continue to be underreported due to cultural barriers, fear of stigmatization, rejection by family and the community. Despite a robust national legal framework regulating the protection of women, girls, boys and men, challenges remain in terms of the prevention and early identification of SGBV survivors. Lack of awareness of

existing legislation, referral and response mechanisms, lack of psychosocial support, as well as language barriers all remain obstacles for survivors to access services and benefit from appropriate responses. Coordination between relevant service providers, including health and social assistance, and with other sectors will be strengthened. In addition to the already established women's cultural centres and safe spaces for girls, further safe spaces for SGBV survivors and those at risk need to be established.

More than half of the Syrian refugees are children. Continued access to national child protection services for unaccompanied and other children-at-risk, including child survivors of violence and abuse, is critical. Continued engagement of 3RP partners in dialogue with relevant authorities, providing technical assistance for the implementation of a quality system of care and assistance in line with the Turkish law is required. Child marriage and child labour remain areas of serious

concern. Based on GoT figures, nearly 15% of refugee girls between 15 and 17 are married. There is an urgent need to provide continued support to the national authorities and local (NGO) partners on the identification of children/ youth at risk and the strengthening of prevention and response mechanisms. The lack of a national Best Interest Determination (BID) mechanism remains an obstacle to identifying the most appropriate interventions for unaccompanied and separated children. Increasing synergies and collaboration with other sectors such as education, basic needs and livelihoods will be crucial to address issues such as child labour and early marriage.

As many refugees need psychosocial support, 3RP partners are enhancing existing mechanisms for the identification of refugees in need, and expanding psychosocial support through national institutions.

RESPONSE STRATEGY

The strategy seeks to empower communities, local NGOs, other partners and national institutions to develop their capacities and resilience to become capable to respond to the immediate and longer term needs. The promotion of self-reliance is a priority in 2016, and the 3RP partners will continue to promote the development of skills, employability, and access to the labour market, in close cooperation with the authorities and the private sector. This will counter destitution and negative coping mechanisms and promote resilience and social stabilisation. The involvement of local communities, authorities and civil society will be vital to improve peaceful coexistence.

The continuing support to national institutions and NGOs has a strong resilience component and aims to ensure that sufficient resources and the institutional mechanisms are available to facilitate the effective identification of and response to vulnerable refugees

and strengthen social cohesion and community stability. The Government continues to receive technical and material support for a comprehensive and protection-sensitive registration system that will enable it to verify initial registration and to identify refugees with special needs disaggregated by age and gender and facilitate its planning and response to those identified with needs.

As refugees are scattered throughout the country, community based protection needs to be strengthened and communities will be increasingly engaged in protection responses. In the impacted communities, 3RP partners will facilitate the creation of more outreach centers, strengthen protection networks and support community empowerment. This will enable both host and refugee communities to utilize the resources available to address their needs. Community self-management, representation and leadership in and

out of camps will be strengthened through support to diverse refugee committees. Identified community assets will be utilized to provide and facilitate preventative as well as responsive protection activities relating to SGBV, child protection, persons with special needs etc. The Syrian refugee population will continue to benefit from the strategic use of resettlement as a protection tool.

The empowerment of refugee communities will be encouraged through their participation in needs assessments and identification of solutions adapted to their age, gender and diversity, while refugee outreach volunteers will be increasingly engaged and supported. Specific activities including non-formal educational initiatives, peer-to-peer support for youth and awareness on social cohesion and peace-building will be prioritised.

Relevant authorities and (local) NGO partners will be increasingly supported



to carry out public awareness initiatives, through social media and community mobilization. Information will be provided to refugees on protection issues such as child marriage, the Turkish legal framework, their duties, rights and how they can access services.

Training and technical advice to national service providers will support the identification of SGBV survivors, including victims of trafficking, and devise responses in accordance with the legal framework. To support their efforts, national institutions, (local) NGOs and partners will be further capacitated to prevent and respond to SGBV and to ensure the presence of community based initiatives.

In line with the No Lost Generation

initiative, 3RP partners will facilitate an increased and more equitable access for boys and girls to quality child protection interventions, by supporting relevant partners to identify and provide responses to vulnerable children, and to refer them to state institutions and service providers. Community centres will be strengthened with the presence of specialists who will support a variety of projects and activities in support of child protection. The Protection sector will support the authorities to reinforce child protection responses for all refugee children, among others through the establishment of a national Best Interest Determination mechanism for unaccompanied children and the implementation of family tracing and reunification. Support will be provided to Turkey to expand

and strengthen care arrangements for children. Capacity-building activities will be carried out for authorities, (national) NGOs and other partners to agree on standards for timely identification and referrals of child protection cases to the responsible national institutions. The promotion of consistent implementation of birth registration regulation will be a key priority in 2016. Increasing synergies and collaboration with other sectors will be a priority to provide alternatives to child labour and child marriage.

3RP partners will engage with all Government interlocutors to strengthen and facilitate access to justice, remedies, and legal assistance under national law for all refugees, in particular women and children at risk.



SECTOR RESPONSE OVERVIEW TABLE

OBJECTIVE 1	Refugees fleeing Syria continue to be able to access the territory and receive effective protection under a legal framework					Q1: Capacity Development?	Q2: Sustainable benefits?	Q3: Social Cohesion/ Stability?							
	OBJECTIVE 1 INDICATOR	OBJECTIVE INDICATOR BASELINE:	OBJECTIVE INDICATOR TARGET:	MEANS OF VERIFICATION	Government registration data										
	% of refugees registered with the authorities (age and gender disaggregated where possible)	90%	95%			5	5	4							
A. REFUGEE COMPONENT															
OUTPUTS	M&E INDICATORS			TARGETED POPULATION BY TYPE (INDIVIDUALS) IN 2016			BUDGET		RESILIENCE LENS						
	INDICATOR	MEANS OF VERIFICATION	UNIT	SVR LIVING IN CAMPS	SVR LIVING IN COMMUNITIES	MEMBERS OF IMPACTED COMMUNITIES	OTHER POP GROUPS	TOTAL TARGETED	LOCATION	PARTNERS	BUDGETARY REQUIREMENT FOR 2016 (USD)	MLG BUDGET (AS PART OF THE OVERALL BUDGET) USD	Q1: CAPACITY DEVELOPMENT?	Q2: SUSTAINABLE BENEFITS?	Q3: SOCIAL COHESION/ STABILITY?
Output 1.1: Access to territory, justice and international protection is improved for all Syrian nationals and stateless persons from Syria	# of individuals trained on access to territory and international protection including access to justice	Training activity statistics on number of staff trained by relevant agencies/ partners	# of individuals	-	-	1,095	-	1,095	Throughout Turkey	UNHCR, AFAD, Line Ministries, Local authorities, Legal Service Staff including Bar Associations, UNICEF (for legal service staff) and other relevant Partners	2,750,000	200,000	5	5	4
Output 1.3: Protection sensitive (gender disaggregated) registration and verification is in place for all refugees	# of brochures made available to refugees on civil documentation	Agency data on information tools developed and made available to refugees on documentation (i.e. marriage, birth and death)	# of information tools developed	-	-	-	-	2							
Output 1.5: Resettlement and protection solutions identified	# of Syrian individuals registered by the Government of Turkey	Government registration data	# of individuals	300,000	2,450,000	-	-	2,750,000	Throughout Turkey	UNHCR, AFAD, DGMM, Local authorities	22,050,000	2,250,000	5	5	3
		UNHCR Resettlement unit submission statistics	# of individuals	500	9,500	-	-	10,000	Throughout Turkey	UNHCR, DGMM, Local authorities	4,500,000	1,700,000	2	5	4
TOTAL BUDGETARY REQUIREMENTS AT OUTPUT LEVEL											29,300,000	4,150,000			

B. RESILIENCE COMPONENT															
OUTPUTS	M&E INDICATORS			TARGETED POPULATION BY TYPE (INDIVIDUALS) IN 2016				TOTAL TARGETED	LOCATION	PARTNERS	BUDGET		RESILIENCE LENS		
	INDICATOR	MEANS OF VERIFICATION	UNIT	SYR LIVING IN CAMPS	SYR LIVING IN COMMUNITIES	MEMBERS OF IMPACTED COMMUNITIES	OTHER POP GROUPS				BUDGETARY REQUIREMENT FOR 2016 (USD)	NLG BUDGET (AS PART OF THE OVERALL BUDGET) USD	Q1: CAPACITY DEVELOPMENT?	Q2: SUSTAINABLE BENEFITS?	Q3: SOCIAL COHESION/STABILITY?
Output 1.2: Legal aid mechanisms are strengthened through capacity-building and awareness-raising to ensure availability to refugees	# of training, workshop, events conducted aiming to strengthen legal aid mechanisms	Training, workshop, events activity statistics on legal aid mechanisms from relevant agencies	# of training activities					21	Throughout Turkey	UNHCR, UNICEF, Government authorities, Bar Associations, Judiciary	480,000	120,000	5	5	3
Output 1.4: Authorities are supported to identify and refer cases in need of a resettlement solution	# of Syrian individuals referred by the authorities for resettlement solutions (age and gender disaggregated where possible)	Government referrals to UNHCR	# of individuals	1,000	19,000			20,000	Throughout Turkey	UNHCR, DGMM	1,425,000	100,000	5	5	4
TOTAL BUDGETARY REQUIREMENTS AT OUTPUT LEVEL											1,905,000	220,000			

OBJECTIVE 2	Families and communities are strengthened, engaged, and empowered in order to contribute to their own protection solutions, while vulnerable women, girls, boys and men are identified and their needs addressed through appropriate protection and assistance channels					Q1: Capacity Development?	Q2: Sustainable benefits?	Q3: Social Cohesion/ Stability?		
OBJECTIVE 2 INDICATOR	% of refugees supported through community-based protection programmes (age and gender disaggregated where possible)	OBJECTIVE INDICATOR BASELINE:	27.06%	OBJECTIVE INDICATOR TARGET:	28.2%	MEANS OF VERIFICATION	Number of individuals reached through information campaigns, benefiting from CCs, etc.	5	5	4

A. REFUGEE COMPONENT															
OUTPUTS	M&E INDICATORS			TARGETED POPULATION BY TYPE (INDIVIDUALS) IN 2016				BUDGET		RESILIENCE LENS					
	INDICATOR	MEANS OF VERIFICATION	UNIT	SYR LIVING IN CAMPS	SYR LIVING IN COMMUNITIES	MEMBERS OF IMPACTED COMMUNITIES	OTHER POP GROUPS	TOTAL TARGETED	LOCATION	PARTNERS	BUDGETARY REQUIREMENT FOR 2016 (USD)	NLG BUDGET (AS PART OF THE OVERALL BUDGET) USD	Q1: CAPACITY DEVELOPMENT?	Q2: SUSTAINABLE BENEFITS?	Q3: SOCIAL COHESION/ STABILITY?
													5	5	3
Output 2.1: Existing mechanisms for the identification of persons with special needs are enhanced so that individuals are identified and referred to appropriate intervention/services, including community-based support groups of adolescents, youth, adults, elderly and parents	# of training workshop, event activities aiming to enhance the mechanisms for identification and referral of vulnerable refugees	Agency/partner relevant training statistics	# of training activities					775000	Governorates with high concentration of Syrian refugees	UNHCR, MoFSP, Local authorities and institutions (i.e. SASF, Municipalities), camp authorities, Partners	1,552,500	185,000	5	5	3
	# of vulnerable individuals identified and referred (gender disaggregated where possible)	Partner/govt referral records and refugee committee information	# of individuals	600	9,000			9,600							



A. REFUGEE COMPONENT															
OUTPUTS	M&E INDICATORS			TARGETED POPULATION BY TYPE (INDIVIDUALS) IN 2016				TOTAL TARGETED	LOCATION	PARTNERS	BUDGET		RESILIENCE LENS		
	INDICATOR	MEANS OF VERIFICATION	UNIT	SYR LIVING IN CAMPS	SYR LIVING IN COMMUNITIES	MEMBERS OF IMPACTED COMMUNITIES	OTHER POP GROUPS				BUDGETARY REQUIREMENT FOR 2016 (USD)	NLG BUDGET (AS PART OF THE OVERALL BUDGET) USD	Q1: CAPACITY DEVELOPMENT?	Q2: SUSTAINABLE BENEFITS?	Q3: SOCIAL COHESION/STABILITY?
Output 2.3: Community self-management, representation and leadership is supported and encouraged in urban, peri-urban, rural and camp settings	# of Community Centers/Multi-Service Centers/Safe Spaces established or supported	*Agency/partner statistics on the number of CC/MSC supported (partially), or the number of beneficiaries from these centers	# of centers					12	Governorates with high concentration of Syrian refugees	IOM, Camp officials, Partners	20,180,000	4,560,000	4	4	4
Output 2.5: Outreach and information dissemination mechanisms are maintained and strengthened to support two-way communication and raising awareness of the refugee and host populations as well as of the humanitarian community	# of individuals reached information campaigns, activities to raise public awareness on rights, entitlements, services, assistance	Agency/partner information on the number of mentioned activity/initiatives undertaken such as brochures/leaflets and number of individuals who were reached with these activities & service center records	# of individuals	35,000	357,000			164,000	Throughout Turkey	UNHCR, AFAD, DGMM, Local authorities, Partners, Community	2,588,500	260,000	4	4	2
TOTAL BUDGETARY REQUIREMENTS AT OUTPUT LEVEL											24,321,000	5,005,000			

B. RESILIENCE COMPONENT																
OUTPUTS	M&E INDICATORS			TARGETED POPULATION BY TYPE (INDIVIDUALS) IN 2016					TOTAL TARGETED	LOCATION	PARTNERS	BUDGET		RESILIENCE LENS		
	INDICATOR	MEANS OF VERIFICATION	UNIT	SYR LIVING IN CAMPS	SYR LIVING IN MUNICIPALITIES	MEMBERS OF IMPACTED COMMUNITIES	OTHER POP GROUPS	BUDGETARY REQUIREMENT FOR 2016 (USD)				NLG BUDGET (AS PART OF THE OVERALL BUDGET) USD	Q1: CAPACITY DEVELOPMENT?	Q2: SUSTAINABLE BENEFITS?	Q3: SOCIAL COHESION STABILITY?	
Output 2.2: Continued and strengthened support to national institutions and partners to provide targeted assistance and support to the most vulnerable refugees and host communities	# of Government operated PSS centers in camps and in urban areas supported or strengthened	UNHCR project with MoFSP	# of centers					31	Throughout Turkey	UNHCR, IOM, MoFSP, AFAD, Partners	10,300,000	2,285,000	5	5	4	
	# of individuals identified and referred for targeted assistance (age/gender disaggregated where possible)	UNHCR and partner data on individuals identified as vulnerable/PSN	# of individuals	500	9,500			10,000								
Output 2.4: Support to local partner institutions in order to strengthen comprehensive support services, in particular psycho-social support, community-based engagement, protection for women, girls, boys and men and to support opportunities to promote social cohesion, mutually beneficial relationships and peaceful co-existence	# of partners empowered to support community based protection and psycho-social support interventions	Agency/partner information on partners supported for comprehensive support services such as PSS or structured opportunities as mentioned	# of partners					15	Governorates with high concentration of Syrian refugees	UNHCR, UNICEF, IOM, UNDP, AFAD, DGMM, Municipalities, GAP -RDA, Partners	16,040,000	350,000	5	5	5	
	# of partners and local institutions supported which promote social cohesion, mutually beneficial relationships and peaceful co-existence	Agency/partner information on partners supported for comprehensive support services such as PSS or structured opportunities as mentioned	# of partners and local institutions					24								
TOTAL BUDGETARY REQUIREMENTS AT OUTPUT LEVEL											26,340,000	2,635,000				

OBJECTIVE 3	The risks and consequences of SGBV experienced by women, girls, boys and men are mitigated, and the access to quality services is improved.					Q1: Capacity Development?	Q2: Sustainable benefits?	Q3: Social Cohesion/ Stability?
	OBJECTIVE 3 INDICATOR	OBJECTIVE INDICATOR BASELINE:	OBJECTIVE INDICATOR TARGET:	MEANS OF VERIFICATION	Progres and partner information on identified and assisted SGBV survivors and those at risk			
OBJECTIVE 3 INDICATOR	% of identified SGBV survivors who have access to effective and survivor-centered SGBV prevention and response mechanisms	95%	95%	MEANS OF VERIFICATION	Progres and partner information on identified and assisted SGBV survivors and those at risk	5	5	4

A. REFUGEE COMPONENT																
OUTPUTS	M&E INDICATORS			TARGETED POPULATION BY TYPE (INDIVIDUALS) IN 2016				TOTAL TARGETED	LOCATION	PARTNERS	BUDGET			RESILIENCE LENS		
	INDICATOR	MEANS OF VERIFICATION	UNIT	SVR LIVING IN CAMPS	SYR LIVING IN COMMUNITIES	MEMBERS OF IMPACTED COMMUNITIES	OTHER POP GROUPS				BUDGET-ARY RE-QUIREMENT FOR 2016 (USD)	NLG BUDGET (AS PART OF THE OVER-ALL BUDGET) USD	Q1: CAPACITY DEVELOPMENT?	Q2: SUSTAINABLE BENEFITS?	Q3: SOCIAL COHESION/ STABILITY?	
Output 3.1: Refugees and most vulnerable amongst the impacted populations have increased access to information on their rights, safe, confidential and quality multi-sectoral SGBV services, referral mechanisms, and to relevant national protection mechanisms adapted to their age, gender and diversity	# of persons reached through information, education and communication materials	Agency/partner information on brochures/ information leaflets on SGBV printed and distributed	# of brochures distributed	300,000	2,440,000	10,000		2,750,000	Throughout Turkey	UNHCR, UNICEF, UNFPA, DGMM, MoFSP, AFAD, Partners	3,870,000	360,000	3	5	3	
Output 3.3: Risks to SGBV mitigated and reduced through community based initiatives and increased capacity of all humanitarian workers in relevant sectors	# of training, workshop, event activities conducted or supported on confidential, survivor-centered and quality response to SGBV	Training/workshop/event statistics from relevant agencies/partners targeting humanitarian workers	# of training activities					89	Governorates with high concentration of Syrian refugees	UNHCR, UNFPA, UNICEF, MoFSP, AFAD, DGMM, Partners, Community	2,405,500	1,315,000	3	4	3	

A. REFUGEE COMPONENT															
OUTPUTS	M&E INDICATORS			TARGETED POPULATION BY TYPE (INDIVIDUALS) IN 2016				LOCATION	PARTNERS	BUDGET		RESILIENCE LENS			
	INDICATOR	MEANS OF VERIFICATION	UNIT	SYR LIVING IN CAMPS	SYR LIVING IN COMMUNITIES	MEMBERS OF IMPACTED COMMUNITIES	OTHER POP GROUPS			TOTAL TARGETED	BUDGETARY REQUIREMENT FOR 2016 (USD)	NLG BUDGET (AS PART OF THE OVER-ALL BUDGET) USD	Q1: CAPACITY DEVELOPMENT?	Q2: SUSTAINABLE BENEFITS?	Q3: SOCIAL COHESION/STABILITY?
Output 3.5: Survivors of SGBV have access to expanded support programmes	# of partners and actors supported with SGBV-specific activity programming	Agency information on partners and/ or government institutions supported with SGBV specific programming	# of actors supported					22	Governorates with high concentration of Syrian refugees	UNHCR, UNFPA, UNICEF, MoFSP, AFAD, DGMM, Partners	2,780,000	1,365,000	5	5	5
	# of individuals who receive support, including PSS and specialist support (individual and in groups) (age/gender disaggregated where possible)	Agency/government/partner information on how many individuals receive SGBV specific PSS; specialist care in individuals or in groups	# of individuals	16,830	136,170			153,000			9,055,500	3,040,000			
TOTAL BUDGETARY REQUIREMENTS AT OUTPUT LEVEL										9,055,500	3,040,000				



B. RESILIENCE COMPONENT															
OUTPUTS	M&E INDICATORS			TARGETED POPULATION BY TYPE (INDIVIDUALS) IN 2016				TOTAL TARGETED	LOCATION	PARTNERS	BUDGET		RESILIENCE LENS		
	INDICATOR	MEANS OF VERIFICATION	UNIT	SYR LIVING IN CAMPS	SYR LIVING IN COMMUNITIES	MEMBERS OF IMPACTED COMMUNITIES	OTHER POP GROUPS				BUDGETARY REQUIREMENT FOR 2016 (USD)	NLG BUDGET (AS PART OF THE OVERALL BUDGET) USD	Q1: CAPACITY DEVELOPMENT?	Q2: SUSTAINABLE BENEFITS?	Q3: SOCIAL COHESION/STABILITY?
Output 3.2: Capacity of government actors and services in all sectors are strengthened to effectively respond to increased SGBV caseload	# of individuals trained on strengthening SGBV response from government and service providers	Agency/partner information on number of government staff and service providers targeted through training on SGBV	# of individuals			875		875	Throughout Turkey	UNHCR, UNFPA, IOM, UNICEF, AFAD, DGMM, MoFSP	3,142,000	580,000	5	5	4
Output 3.4: National policies that address SGBV prevention and response are implemented in accordance with the national legal framework and international standards and are available to refugees	# of SOPs developed and rolled out to effectively prevent and respond to SGBV, considering specific needs of WGBM and persons with disabilities	*Agency/partner/government information on development of SOPs	# of SOPs			1				UNHCR, UNFPA, AFAD, DGMM, MoFSP, Actors in the justice/legal sector, law enforcement officials	520,000	55,000	5	5	4
								48	Throughout Turkey						
TOTAL BUDGETARY REQUIREMENTS AT OUTPUT LEVEL											3,662,000	635,000			

OBJECTIVE 4	Girls and Boys affected by the Syria crisis have increased and more equitable access to quality child protection interventions					Q1: Capacity Development?	Q2: Sustainable benefits?	Q3: Social Cohesion/ Stability?
	OBJECTIVE INDICATOR	OBJECTIVE INDICATOR BASELINE:	OBJECTIVE INDICATOR TARGET:	MEANS OF VERIFICATION	# of children benefiting from CFS and other child protection services through CCs, etc	5	5	4

A. REFUGEE COMPONENT

OUTPUTS	M&E INDICATORS		TARGETED POPULATION BY TYPE (INDIVIDUALS) IN 2016				TOTAL TARGETED	LOCATION	PARTNERS	BUDGET			RESILIENCE LENS				
	INDICATOR	MEANS OF VERIFICATION	UNIT	SYR LIVING IN CAMPS	SYR LIVING IN COMMUNITIES	MEMBERS OF IMPACTED COMMUNITIES				OTHER POP GROUPS	BUDGETARY REQUIREMENT FOR 2016 (USD)	NLG BUDGET (AS PART OF THE OVERALL BUDGET) USD	Q1: CAPACITY DEVELOPMENT?	Q2: SUSTAINABLE BENEFITS?	Q3: SOCIAL COHESION/ STABILITY?		
																# of partners supported with child protection specific activity programming	Agency information on # of partners with CP specific programs
Output 4.1: Children at risk are promptly identified and referred to child protection services in accordance with the national legal framework	# of children with protection needs identified and referred to specialized services	Government figures on Syrian girls/ boys in child protection institutions + UNICEF figures	# of children	130	970			Throughout Turkey	UNHCR, UNICEF, MoFSP, Partners	1,480,000	1,480,000	5	5	4			

A. REFUGEE COMPONENT

OUTPUTS	M&E INDICATORS			TARGETED POPULATION BY TYPE (INDIVIDUALS) IN 2016				TOTAL TARGETED	LOCATION	PARTNERS	BUDGET		RESILIENCE LENS		
	INDICATOR	MEANS OF VERIFICATION	UNIT	SYR LIVING IN CAMPS	SYR LIVING IN COMMUNITIES	MEMBERS OF IMPACTED COMMUNITIES	OTHER POP GROUPS				BUDGETARY REQUIREMENT FOR 2016 (USD)	NLG BUDGET (AS PART OF THE OVERALL BUDGET) USD	Q1: CAPACITY DEVELOPMENT?	Q2: SUSTAINABLE BENEFITS?	Q3: SOCIAL COHESION/STABILITY?
Output 4.3: Enhanced evidence based advocacy conducted on key child protection issues, including child rights violations	# of advocacy actions undertaken on child protection issues with duty bearers	Information from agencies/partners on monitoring, referral and advocacy interventions at local/central birth registration procedures, child marriage, child assessments undertaken on CP - such as monitoring missions to the UASC or child institutions or protection monitoring missions, and CPWG meetings and relevant P/CS and relevant P/CS meetings and provincial boards meeting of UNICEF	# of advocacy actions					30	Governorates with high concentration of Syrian refugees	UNHCR, UNICEF, Partners	270,000	270,000	3	4	3
Output 4.5: Community-based child protection interventions and services are available for girls and boys affected by the Syria crisis including PSS	# of children (sex disaggregated) participating in structured, sustained child protection or psycho-social support programmes (individual and in groups)	Agency/partner information on number of children (girls and boys) receiving PSS as individuals or in groups - including PSS through CFS, including number of BIABID undertaken by UNHCR/government/partners	# of children	9,900	80,100			90,000	Governorates with high concentration of Syrian refugees	UNHCR, UNICEF, Partners	6,600,000	6,600,000	5	5	5
TOTAL BUDGETARY REQUIREMENTS AT OUTPUT LEVEL											8,350,000	8,350,000			

B. RESILIENCE COMPONENT															
OUTPUTS	M&E INDICATORS			TARGETED POPULATION BY TYPE (INDIVIDUALS) IN 2016				TOTAL TARGETED	LOCATION	PARTNERS	BUDGET		RESILIENCE LENS		
	INDICATOR	MEANS OF VERIFICATION	UNIT	SYR LIVING IN CAMPS	SYR LIVING IN COMMUNITIES	MEMBERS OF IMPACTED COMMUNITIES	OTHER POP GROUPS				BUDGETARY REQUIREMENT FOR 2016 (USD)	NLG BUDGET (AS PART OF THE OVERALL BUDGET) USD	Q1: CAPACITY DEVELOPMENT?	Q2: SUSTAINABLE BENEFITS?	Q3: SOCIAL COHESION/STABILITY?
<p>Output 4.2: Capacity of child protection actors and national services are strengthened, and mechanisms to prevent and respond to child protection risks, including inter-sectoral coordination, are enhanced, particularly in emergencies, in the framework of the existing legislation</p>	# of individuals trained on child protection mechanisms from government and service providers	Agency/partner information on number of government staff and service providers targeted through training on SGBV including UNICEF data on # of experts and decision makers in the provincial boards trained	# of individuals		1225	1225		Throughout Turkey	UNHCR, UNICEF, MoFSP, AFAD, DGMM, Partners	3,837,500	3,837,500	5	5	5	
	SOPs on child protection developed	SOP on BID/BIA and Child Protection	Yes/No				Yes								
<p>Output 4.4: Improved life opportunities are created for Syrian and Turkish affected adolescents through peer support for social adaptation, youth mobilization and advocacy, to enhance social inclusion and reduce child protection risks</p>	# of youth mobilized and enrolled in youth led initiatives*	# of youth attending specialized courses such as life skills programs for adolescent girls/boys (ensure no overlap with Education or Livelihoods)	# of youth*	1,760"	14,240"		16,000	Governorates with high concentration of Syrian refugees	UNHCR, UNICEF, Partners	4,120,000	4,120,000	5	5	5	
TOTAL BUDGETARY REQUIREMENTS AT OUTPUT LEVEL										7,957,500	7,957,500				

SECTOR FINANCIAL REQUIREMENTS BY AGENCY

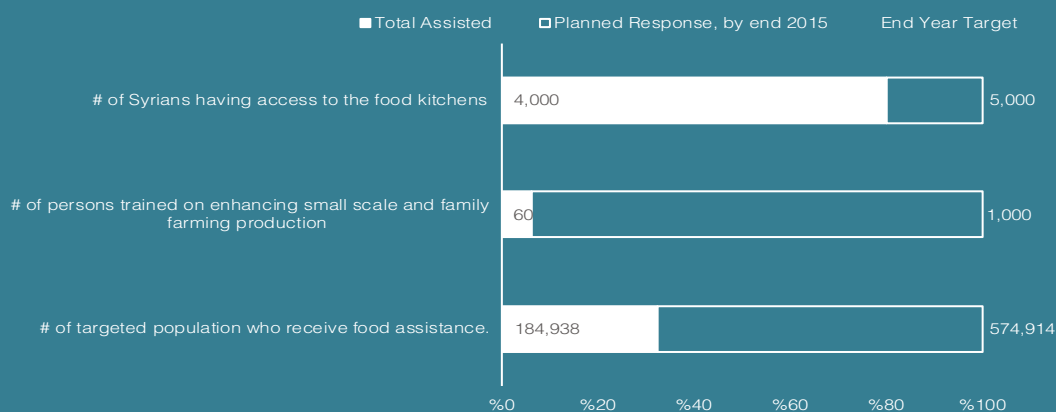
AGENCY/ORGANIZATION	REQUIREMENTS (USD) REFUGEE COMPONENT 2016	REQUIREMENTS (USD) RESILIENCE COMPONENT 2016	TOTAL REQUIREMENTS (USD) FOR 2016
UNHCR	55,006,000	21,982,500	76,988,500
UNICEF	8,120,000	4,500,000	12,620,000
UNFPA	4,300,500	882,000	5,182,500
IOM	2,000,000	1,100,000	3,100,000
UNDP	-	13,000,000	13,000,000
TOTAL	69,426,500	41,464,500	110,891,000

FOOD SECURITY SECTOR RESPONSE



Lead Agencies	World Food Programme
Partners	International Organisation for Migration, Food and Agriculture Organization of the United Nations and four NGO partners
Objectives	<ol style="list-style-type: none"> 1. Support stable access to food for the most vulnerable population impacted by the Syrian crisis. 2. Promote food availability and support sustainable production. 3. Promote utilisation of diversified and quality food. 4. Enhance effective and coordinated food security response.
GENDER MARKER	0
REFUGEE FINANCIAL REQUIREMENT 2016	USD 238,490,868
RESILIENCE FINANCIAL REQUIREMENT 2016	USD 1,904,132
3RP TOTAL FINANCIAL REQUIREMENT 2016	USD 240,395,000

SECTOR ACHIEVEMENTS (SEPTEMBER 2015)





CURRENT SITUATION

Food security remains one of the greatest needs for Syrian refugees living in Turkey. Hosting almost half of the 4.2 million displaced Syrians in the region, over the past three years the Government of Turkey has borne the largest share of the refugee burden. Now more than ever, Turkey needs a surge in support and commitment from the international community to boost the two-pillar response approach meeting the needs of both Syrian refugees and the resilience of the host country to withstand potential further influxes.

In camps the Government and partners implement innovative food assistance programmes that meet the daily needs of just over 260,000 Syrians. Whilst in the community, actors, including local government; UN agencies; community based organizations; and international and national non-government organizations (NGOs) support the most vulnerable populations through various assistance modalities, such as in-kind emergency food distributions, hot-food

kitchens and cash-based interventions.

In late 2012, WFP, in partnership with the Turkish Red Crescent (TRC) and in cooperation with the Prime Ministry Disaster and Emergency Management Presidency (AFAD), set up an electronic voucher programme, recognized by the Turkish Government as being among the most valuable contribution to the Syrian refugee crisis response, as it yields large savings to the Government and facilitates harmonized food-assistance to Syrians in camps in Turkey. Food security in 11 camps is covered through a partnership with AFAD, whereby the UN provides 50 Turkish liras (TL) per person per month to the TRC e-food card and AFAD provides 35 TL per person per month to the AFAD e-card for food and non-food items. Monitoring activities in these camps show that 97 percent of the interviewed beneficiaries have an acceptable Food Consumption Score (FCS). Data analysis revealed that the FCS is positively correlated to the duration of stay in the

camp and to the participation in the e-voucher programme. In the remaining 12 camps, AFAD covers the entirety of the food security requirements of camp residents.

Owing in part to the enormity of the Syrian refugee population residing in the community, (which has reached 1.7 million in September 2015); in urban, peri-urban and rural settings, the food security needs are to date, unquantifiable. The Government, local communities, UN and NGOs attempt to target food assistance to only the extremely vulnerable. Over the course of the first nine months of 2015, 3RP actors were able to assist approximately 150,000 individuals living in the community, through various food assistance transfer modalities. The majority of food security programmes use an electronic voucher modality, whereby beneficiaries may redeem vouchers for food in participating supermarkets.



©WFP / Berna Cetin

NEEDS, VULNERABILITIES AND TARGETING

A. Population Group	Age Groups	Refugee		Resilience	
		Population In Need	Target Population ^[1]	Population In Need	Target Population
Syrian Refugees in Camps	Men		34,922		1,145
	Women		35,075		1,150
	Boys		42,700		1,400
	Girls		39,955		1,310
	Sub Total		152,500		5,000
Syrian Refugees in the Community	Men		168,544		
	Women		169,280		
	Boys		206,080		
	Girls		192,832		
	Sub Total		736,000		
Members of Affected Communities	Men				1,030
	Women				1,035
	Boys				1,260
	Girls				1,179
	Sub Total				4,500
Other Group (1) ^[2]	Men				
	Women				
	Boys				
	Girls				
	Sub Total				
Other Group (2)	Men				
	Women				
	Boys				
	Girls				
	Sub Total				
Grand Total			888,500		9,500

[1] The columns for target population are only for direct beneficiaries where accurate numbers are available. If you have estimates of indirect beneficiaries for resilience building (i.e.: of systems-strengthening, institutional capacity-building, etc.), please include this in the narrative section below rather than in the table.

[2] For each 'other' population group (i.e.: PRS, PRL) please add additional rows. Remove rows which are not applicable in your country.

*Without a comprehensive needs assessment it is not currently possible to estimate the population in need, therefore, these figures represent the total assumed population in 2016.

As no formal comprehensive needs assessment exists on the status of refugees living in the community, it has been difficult to quantify and identify the most vulnerable populations and to determine the most appropriate larger-scale assistance programmes to implement in cooperation with the Government. With resources stretched to the limit, a lack of humanitarian agencies implementing off-camp programmes, and as the number of Syrians living in the community increases and their food-security deteriorates over time, the need for a unified and efficient system to identify and serve only the most vulnerable refugee population living in the community will be vital in 2016. Therefore, priority needs include a joint needs assessment with the Government and a harmonized approach to cash-based interventions among partners.

Ensuring non-discriminatory access to food for the most vulnerable is critical in mitigating protection risks and vulnerabilities faced by the refugees. Throughout 2015, the Food Security sector partners have strengthened humanitarian coordination mechanisms for non-camp cash based intervention (CBI) actors and activities. The Food Security Working Group facilitates a more focussed review and implementation of food security needs, responses, gaps and coordination in consultation with the other sector working groups, donors and Government authorities. The establishment of the Vulnerability Sub-working Group in late 2015 will aim to develop a vulnerability tool to be used by CBI implementing actors across sectors and thus facilitate an increased understanding of vulnerability and its application in programming in Turkey.

The 3RP actors plan to provide targeted food assistance to approximately 735,000 of the most vulnerable refugees living in the community, which equates to assisting approximately 30 per cent of the projected population of 2.45 million Syrians in the community. The plan seek to meet the needs of the most vulnerable and is also in alignment with government priorities. The 3RP FS chapter represents a response plan based on the currently available



©WFP / Berna Cetin

information which will be further refined once comprehensive needs assessments are completed. As a result of these assessment, FS actors will endeavour to scale-up interventions throughout the

year in order to target assistance to as many identified vulnerable Syrians as possible in addition to the plans detailed within the 3RP.

STRATEGIC VISION & RESPONSE PLAN

The principal objective for Food Security sector actors in 2016 is to support stable access to food for the most vulnerable population impacted by the Syrian crisis. The target population for these interventions equates to 32 per cent of the total 2016 assumed Syrian refugee population in Turkey: only 30 per cent of refugees living in the community and 50 per cent of the camp population.

Through strengthened coordination and participation in technical working groups dedicated to the harmonization of the way vulnerability is approached and interventions are standardised, WFP, FAO, IOM and the four NGO 3RP partners hope to achieve narrow targeting of assistance to only those in dire need. As

cash based interventions emerge as the most efficient and preferred modality for delivering food assistance in Turkey, 3RP actors plan to further develop cash based transfer activities and opportunities within the country context.

The UN monitoring and evaluation (M&E) reports from September, 2015 reflect that the average cost of the WFP referential food basket is 62 TL. The current e-voucher transfer of 50 TL per person per month shall be maintained inside and outside of camps on the TRC e-food card in 2016. Through directly working together, the Food Security sector has established a robust food security programme in partnership with the Turkish authorities, which enables beneficiaries

to shop for their food of choice in markets both inside and outside of camps. The injection of cash into the local economy through the TRC e-food card is estimated at just less than USD 27 million in 2015 and over USD 136.5 since the beginning of the e-voucher programme in 2012.

Partnerships with the Government is not limited to in-camp programmes. Whilst the Government is not supplementing 3RP partners' e-voucher food assistance to refugees living in the community directly, it plays an integral part in working with and supporting the implementation of activities. In some cases, 3RP actors and government bodies are working together on national safety nets, such as supporting the Social Assistance Foundation's (SSAF) hot-food kitchen in Gaziantep, and working hand-in-hand with the Ministry of Interior Directorate General of Migration Management (DGMM), governors' offices and SSAF to identify and assist the most vulnerable Syrians living amongst the Turkish community. Via the implementation of assistance programmes with government bodies, national safety nets profit from partnerships based on knowledge sharing, systems strengthening and augmentation of service delivery.

3RP partners will continue to engage Government counterparts to support and strengthen food security programmes and strategies. Food security actors aim to implement large-scale, harmonised food assistance activities that bolster national safety-nets and facilitate an enhanced understanding of vulnerability and improved targeting of assistance for all partners' programmes. Furthermore the capacity building of local and national NGOs through programme implementation partnerships and the provision of technical assistance is a priority area for FS actors. In addition, where possible the Food Security Sector will implement livelihoods activities to support the resilience needs of the affected populations.



©WFP / Barkin Bulbul

SECTOR RESPONSE OVERVIEW TABLE

OBJECTIVE 1	Support stable access to food for the most vulnerable population impacted by the Syrian crisis					Q1: Capacity Development?	Q2: Sustainable benefits?	Q3: Social Cohesion/ Stability?							
OBJECTIVE 1 INDICATOR	OBJECTIVE INDICATOR BASELINE:	OBJECTIVE INDICATOR TARGET:	MEANS OF VERIFICATION	OBJECTIVE INDICATOR TARGET:		MEANS OF VERIFICATION	Distribution and monitoring reports								
	% of targeted population who receive food assistance	N/A		100%											
A. REFUGEE COMPONENT															
OUTPUTS	M&E INDICATORS		TARGETED POPULATION BY TYPE (INDIVIDUALS) IN 2016			BUDGET		RESILIENCE LENS							
	INDICATOR	MEANS OF VERIFICATION	UNIT	SVR LIVING IN CAMPS	SYR LIVING IN COMMUNITIES	MEMBERS OF IMPACTED COMMUNITIES	OTHER POP GROUPS	TOTAL TARGETED	LOCATION	PARTNERS	BUDGETARY REQUIREMENT FOR 2016 (USD)	NLG BUDGET (AS PART OF THE OVERALL BUDGET) USD	Q1: CAPACITY DEVELOPMENT?	Q2: SUSTAINABLE BENEFITS?	Q3: SOCIAL COHESION/ STABILITY?
Output 1.1: Targeted food assistance provided to the most vulnerable through various transfer modalities	Number of individuals receiving food assistance	Organizations, reports, monitoring	Number of individuals	150,000	734,500			884,500	Kilis, Gaziantep, Sanliurfa, Adana, Hatay, others TBC	WFP, IOM and 4 NGO partners	237,335,736		0	0	0
TOTAL BUDGETARY REQUIREMENTS AT OUTPUT LEVEL											237,335,736	-			

OBJECTIVE 2		Promote food availability and support sustainable production				Q1: Capacity Development?	Q2: Sustainable benefits?	Q3: Social Cohesion/ Stability?									
OBJECTIVE 2 INDICATOR	# of targeted individuals benefiting from farming production through micro gardening initiatives	OBJECTIVE INDICATOR BASELINE:	0	OBJECTIVE INDICATOR TARGET:	1,000	MEANS OF VERIFICATION	Training and monitoring reports										
OUTPUTS		M&E INDICATORS	TARGETED POPULATION BY TYPE (INDIVIDUALS) IN 2016					RESILIENCE LENS									
		INDICATOR	MEANS OF VERIFICATION	UNIT	SYR LIVING IN CAMPS	SYR LIVING IN COMMUNITIES	MEMBERS OF IMPACTED COMMUNITIES	OTHER POP GROUPS	TOTAL TARGETED	LOCATION	PARTNERS	BUDGET	BUDGETARY REQUIREMENT FOR 2016 (USD)	NLG BUDGET (AS PART OF THE OVERALL BUDGET) USD	Q1: CAPACITY DEVELOPMENT?	Q2: SUSTAINABLE BENEFITS?	Q3: SOCIAL COHESION/ STABILITY?
Output 2.1: Enhanced small scale and family farming production through micro-gardening initiatives	# of people trained in micro-gardening initiatives	Training Attendance reports	Number of individuals	1,000					1,000	Gaziantep, Others (TBC)	FAO	250,000	100,000	4	5	4	
						TOTAL BUDGETARY REQUIREMENTS AT OUTPUT LEVEL						250,000	100,000				

B. RESILIENCE COMPONENT																
OUTPUTS	M&E INDICATORS			TARGETED POPULATION BY TYPE (INDIVIDUALS) IN 2016					TOTAL TARGETED	LOCATION	PARTNERS	BUDGET		RESILIENCE LENS		
	INDICATOR	MEANS OF VERIFICATION	UNIT	SYR LIVING IN CAMPS	SYR LIVING IN COMMUNITIES	MEMBERS OF IMPACTED COMMUNITIES	OTHER POP GROUPS	BUDGETARY REQUIREMENT FOR 2016 (USD)				NLG BUDGET (AS PART OF THE OVERALL BUDGET) USD	Q1: CAPACITY DEVELOPMENT?	Q2: SUSTAINABLE BENEFITS?	Q3: SOCIAL COHESION/STABILITY?	
Output 2.2: Enhance small scale and family farming production	# of people trained in small scale and family farming production	Training Attendance reports	Number of people			1,000		1,000	Gaziantep, Others (TBC)	FAO	250,000	100,000	4	5	5	
Output 2.3: Improved agricultural production through climate smart programmes	# of people trained in climate smart programme development	Training Attendance reports	Number of people			1,500		1,500	Gaziantep, Others (TBC)	FAO	200,000	50,000	5	5	4	
TOTAL BUDGETARY REQUIREMENTS AT OUTPUT LEVEL											450,000	150,000				

OBJECTIVE 3	Promote utilisation of diversified and quality food						Q1: Capacity Development?	Q2: Sustainable benefits?	Q3: Social Cohesion/ Stability?						
	OBJECTIVE INDICATOR	OBJECTIVE INDICATOR BASELINE:	0	OBJECTIVE INDICATOR TARGET:	1,000	MEANS OF VERIFICATION				Training and monitoring reports					
OBJECTIVE 3 INDICATOR	# of individuals that benefitted from trainings and are able to make more educated decisions on their nutritional and health status														
A. REFUGEE COMPONENT															
OUTPUTS	M&E INDICATORS			TARGETED POPULATION BY TYPE (INDIVIDUALS) IN 2016				BUDGET		RESILIENCE LENS					
	INDICATOR	MEANS OF VERIFICATION	UNIT	SVR LIVING IN CAMPS	SVR LIVING IN COMMUNITIES	MEMBERS OF IMPACTED COMMUNITIES	OTHER POP GROUPS	TOTAL TARGETED	LOCATION	PARTNERS	BUDGETARY REQUIREMENT FOR 2016 (USD)	NLG BUDGET (AS PART OF THE OVERALL BUDGET) USD	Q1: CAPACITY DEVELOPMENT?	Q2: SUSTAINABLE BENEFITS?	Q3: SOCIAL COHESION/ STABILITY?
Output 3.1: Raised awareness of good nutritional practices	# of individuals trained good nutritional practices	Training Attendance reports	Number of people	500	500			1,000	Gaziantep, Others (TBC)	FAO	50,000	20,000	3	4	3
Output 3.3: Promote and provide nutritional support to targeted vulnerable groups.	# of individuals trained good nutritional practices	Training Attendance reports	Number of people	1000	1000			2,000	Gaziantep, Others (TBC)	FAO	100,000	50,000	3	5	3
TOTAL BUDGETARY REQUIREMENTS AT OUTPUT LEVEL											150,000	70,000			

B. RESILIENCE COMPONENT																
OUTPUTS	M&E INDICATORS			TARGETED POPULATION BY TYPE (INDIVIDUALS) IN 2016					TOTAL TARGETED	LOCATION	PARTNERS	BUDGET		RESILIENCE LENS		
	INDICATOR	MEANS OF VERIFICATION	UNIT	SYR LIVING IN CAMPS	SYR LIVING IN COMMUNITIES	MEMBERS OF IMPACTED COMMUNITIES	OTHER POP GROUPS	BUDGETARY REQUIREMENT FOR 2016 (USD)				NLG BUDGET (AS PART OF THE OVERALL BUDGET) USD	Q1: CAPACITY DEVELOPMENT?	Q2: SUSTAINABLE BENEFITS?	Q3: SOCIAL COHESION/STABILITY?	
Output 3.2: Raised awareness of good nutritional practices	# of people trained	Training Attendance reports	Number of people			1,000		1,000	Gaziantep, Others (TBC)	FAO	50,000	20,000	4	5	3	
Output 3.4: Food safety measures and policies enhanced	# of people trained	Training Attendance reports	Number of people			1,000		1,000	Gaziantep, Others (TBC)	FAO	100,000	50,000	5	4	3	
TOTAL BUDGETARY REQUIREMENTS AT OUTPUT LEVEL											150,000	70,000				

OBJECTIVE 4	Enhance effective and coordinated food security response						Q1: Capacity Development?	Q2: Sustainable benefits?	Q3: Social Cohesion/ Stability?
OBJECTIVE 4 INDICATOR	% of food security programmes adhering to FSWG developed processes; including programme design and implementation, participation in coordination and information sharing mechanisms	OBJECTIVE INDICATOR BASELINE: 50-80%	OBJECTIVE INDICATOR TARGET: 95%	MEANS OF VERIFICATION	Regular engagement by all FS actors in coordination forums (% of attendance). % of FS actors uploading programme documents to forum repositories. % of FS actors giving presentations in forums.				

A. REFUGEE COMPONENT														
OUTPUTS	M&E INDICATORS			TARGETED POPULATION BY TYPE (INDIVIDUALS) IN 2016				BUDGET		RESILIENCE LENS				
	INDICATOR	MEANS OF VERIFICATION	UNIT	SYR LIVING IN CAMPS	MEMBERS OF IMPACTED COMMUNITIES	OTHER POP GROUPS	TOTAL TARGETED	LOCATION	PARTNERS	BUDGETARY REQUIREMENT FOR 2016 (USD)	NLG BUDGET (AS PART OF THE OVERALL BUDGET) USD	Q1: CAPACITY DEVELOPMENT?	Q2: SUSTAINABLE BENEFITS?	Q3: SOCIAL COHESION/ STABILITY?
Output 4.1: Food security data and information collected, analysed and disseminated	% of food sector meetings. % of FS actors attendance, % of FS actors uploading programme documents to forum repositories and giving presentations in forums.	Meeting minutes, workshop reports, repository monitoring,	Percentage				95%		WFP	334,262		5	5	2
Output 4.2: Food security interventions are effectively coordinated within and across sectors	% of other sectors that reflect FS related objectives in programme design and monitoring, % of other sector actors implementing FS activities	Monthly questionnaire with FS actors and other sector actors, Participation / attendance of FS forums	Percentage				95%		NGO Partners	420,870		5	5	2
TOTAL BUDGETARY REQUIREMENTS AT OUTPUT LEVEL										755,132	-			

B. RESILIENCE COMPONENT																
OUTPUTS	M&E INDICATORS			TARGETED POPULATION BY TYPE (INDIVIDUALS) IN 2016					TOTAL TARGETED	LOCATION	PARTNERS	BUDGET		RESILIENCE LENS		
	INDICATOR	MEANS OF VERIFICATION	UNIT	SYR LIVING IN CAMPS	SYR LIVING IN COMMUNITIES	MEMBERS OF IMPACTED COMMUNITIES	OTHER POP GROUPS	BUDGETARY REQUIREMENT FOR 2016 (USD)				NLG BUDGET (AS PART OF THE OVERALL BUDGET) USD	Q1: CAPACITY DEVELOPMENT?	Q2: SUSTAINABLE BENEFITS?	Q3: SOCIAL COHESION/STABILITY?	
Output 4.3: Support national food security strategy formulation and implementation	% improvement National capacity index	Capacity analysis	Percentage						Turkey	WFP	704,132		3	4	3	
	# of Syrians having access to food kitchens	Monitoring reports	# of individuals	5,000				5,000	Gaziantep	IOM	600,000		4	2	2	
TOTAL BUDGETARY REQUIREMENTS AT OUTPUT LEVEL											1,304,132	-				

SECTOR FINANCIAL REQUIREMENTS BY AGENCY

AGENCY/ORGANIZATION	REQUIREMENTS (USD) REFUGEE COMPONENT 2016	REQUIREMENTS (USD) RESILIENCE COMPONENT 2016	TOTAL REQUIREMENTS (USD) FOR 2016
World Food Programme	212,739,868	704,132	213,444,000
Food and Agriculture Organization	400,000	600,000	1,000,000
International Organization for Migration	5,500,000	600,000	6,100,000
NGO Partners	19,851,000	-	19,851,000
TOTAL	238,490,868	1,904,132	240,395,000



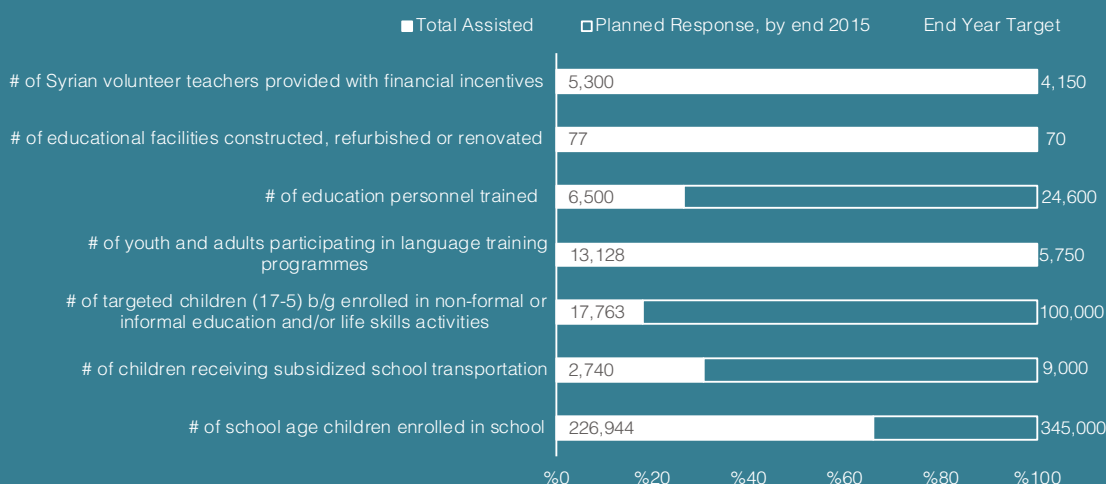
EDUCATION SECTOR RESPONSE



Lead Agencies	UNHCR, UNICEF
Partners	Ministry of National Education (MoNE), Prime Ministry for Emergency and Disaster Management Agency (AFAD), Presidency for Turks Abroad and Related Communities (YTB), IOM
Objectives¹	<ol style="list-style-type: none"> 1. Ensure sustained access to formal, non-formal and informal education programmes for refugee children, youth and adults in camps and living in communities that are inclusive and promote life-long learning. 2. Increase the quality of education for Syrian refugee children and youth in protective learning environments, in camps and host communities
GENDER MARKER	0
REFUGEE FINANCIAL REQUIREMENT 2016	US\$ 89,090,000
RESILIENCE FINANCIAL REQUIREMENT 2016	US\$ 28,325,000
3RP TOTAL FINANCIAL REQUIREMENT 2016	US\$ 117,415,000

¹ The 3RP chapter of Turkey is consistent with the education-related component of the Regional No Lost Generation Initiative which covers 3 objectives, including system strengthening. In this plan "national education system strengthening" elements are reflected at the output level under two objectives (access and quality) and not as a separate objective.

SECTOR ACHIEVEMENTS (SEPTEMBER 2015)



CURRENT SITUATION

As of late 2015, almost 400,000 of an estimated 663,138² Syrian refugee children (6-17 years) in Turkey are not enrolled in formal education programmes and large numbers of youth require access to skills training, language programmes and higher education. Increasing access to educational services and enhancing the quality of provision remain key priorities for the sector.

The education response is led by the Ministry of National Education (MoNE) and Syrian refugee children may attend Turkish public schools or temporary education centres (TECs) established in camps and host communities, the latter offering instruction in Arabic using a modified version of the Syrian curriculum. The provision of non-formal education for children and adolescents will be scaled up in line with the principles of the No Lost Generation initiative.

At the close of the 2014/2015 school year, 212,009 children were attending formal education programmes³ in camps and urban areas (74,097 in camps, 101,257 in TECs in host communities and 36,655 in Turkish schools) reflecting a significant increase from 2013/2014. Enrolment rates are highest in the lower grades, with numbers dropping sharply in the higher grades. Specific interventions are needed to address the factors affecting boys' and girls' enrolment rates in secondary school, including expectations that children and youth will contribute to family income. Children with special education needs and minorities are at increased risk of exclusion.

The national system is under pressure to expand in order to accommodate Syrian refugee children. Increased enrolments, larger classes and the use of Turkish public schools after-hours place greater strain on school infrastructure and increase operational and maintenance costs. Teachers in Turkish schools require

assistance in order to adapt materials and methods to address the needs of students who are not proficient in Turkish or need additional academic or psycho-social support. The number of Syrian volunteer teachers benefiting from regular financial incentives and the amount paid needs to be increased, along with opportunities for professional development.

MoNE is taking noteworthy steps to ensure that refugee students' school attendance and academic achievement is certified. In June 2015 MoNE conducted an Equivalency Examination for Foreign Students, administered in Arabic, for Syrian and Iraqi high school (Grade 12) students.

There is a high demand for Turkish language courses offered free by MoNE's Public Education Centres and NGOs, which will support access to skills training opportunities, and promote self-reliance and social integration. The Presidency for Turks Abroad (YTB) subsidises access to advanced Turkish language programmes, facilitating access to higher education. Demand for all language programmes exceeds the current levels of provision.

The Government of Turkey has waived university tuition fees for Syrian students and provides 1,000 full scholarships for Syrian refugees each year. Large numbers of Syrian youth wish to enrol in universities but cannot due to financial or language constraints.



©UNICEF/ Noorani

² Based on a population of 1.93 million registered Syrian refugees in Turkey as of the end of August 2015, and Syrian school age children calculated at 34.20% of the total population.

³ Based on enrolments in Grades 1-12 are reported by the Ministry of National Education as of June 2015.



NEEDS, VULNERABILITIES AND TARGETING

A. Population Group	Age Groups	Refugee		Resilience	
		Population In Need	Target Population	Population In Need	Target Population
Syrian Refugees in Camps	Men	19,620	5,050	19,620	2,500
	Women	19,620	5,050	19,620	2,500
	Boys	65,000	56,250	65,000	50,000
	Girls	65,000	56,250	65,000	50,000
	Sub Total	169,240	122,600	169,240	105,000
Syrian Refugees in the Community	Men	160,230	12,075	160,230	7,500
	Women	160,230	12,075	160,230	7,500
	Boys	423,850	187,500	423,850	150,000
	Girls	423,850	187,500	423,850	150,000
	Sub Total	1,168,160	399,150	1,168,160	315,000
Members of Affected Communities	Men	data not available	5250	data not available	4,000
	Women	data not available	5250	data not available	4,000
	Boys	data not available	15,500	data not available	14,125
	Girls	data not available	15,500	data not available	14,125
	Sub Total	N/A	41,500	N/A	36,250
Grand Total		1,337,400	563,250	1,337,400	456,250

Access to all educational services needs to expand significantly in 2016. Participation rates in all educational sub-sectors need to be enhanced through increasing access to national institutions and expanding the provision of quality formal schooling, non-formal education, language and skills training, and university preparation programmes. The number of refugees is expected to rise in 2016 and provision will need to expand rapidly to address the needs of newcomers and the almost 400,000 children who are currently out of school. As enrolment rates in camps are relatively high, expansion of access to education will focus on refugees living in the community in 2016, where less than 30 per cent of children are in school, while maintaining levels of access and quality of provision in camps. Financing teachers' incentives and providing professional development

is critical for teacher retention, recognition and improving the quality of classroom teaching.

Small-scale assessments have shown that interventions are needed that address barriers to enrolment, including the creation of additional educational spaces and addressing economic factors that limit educational participation as families prioritize expenditure on basic needs over school transport and materials. Response strategies need to address economic barriers to education, particularly the provision of safe, regular transportation between home and school.

As refugee students enter the national system in greater numbers, programmes designed to promote proficiency in the language of instruction, provide academic support for refugee students,

promote social inclusion in schools and maintain mother tongue proficiency are needed.

Outreach and advocacy remain an important part of the response strategy as refugee families are not always aware of the full range of educational opportunities available (including formal education, language and skills training and higher education).

Many children have been out of school for three or more years and need specialized support in order to reintegrate into formal education programmes, and academic support is needed for those already in school. Informal and non-formal programmes are needed for children and youth that facilitate access to other educational and skills training pathways.

Demand for access to higher education is high, as evidenced by the almost 6,000 applications received for the DAFI⁴ scholarship programme and more than 4,000 applications for Government-supported scholarships for Syrian refugees. However, many are unable to benefit from the university tuition fee waiver as they are unable to meet the Turkish language proficiency requirements for admission.

By the end of 2016, refugee population estimates predict that there will be 990,000 school age refugee children living in Turkey. MoNE aims to ensure that 460,000 children are enrolled by the end of the 2016 school year, doubling current enrolments. In addition, MoNE with other key stakeholders in education will encourage the scale up of innovative approaches to reach 40,000 children and adolescents through a wider range of educational opportunities in non-formal settings with services provided through a wide range of actors including NGOs and INGOs. Significant budget increases are required to scale up the response in all education sub-sectors, and expand the coverage and raise rates of teacher incentives.



STRATEGIC VISION & RESPONSE PLAN

Objective 1:

Ensure sustained access to formal, and non-formal education programmes for refugee children, youth and adults in camps and living in communities that are inclusive and promote life-long learning.

schools and non-formal settings and mobilizing and engaging communities to increase demand for these services, while strengthening the national education system and other national institutions to respond to the refugee crisis.

provision of material support including subsidized transportation to students.

Objective 2:

Increase the quality of education for Syrian refugee children and youth in protective learning environments, in camps and host communities. The No Lost Generation Initiative, which frames the Turkey education sector's vision and priorities for 2016, focuses on scaling up supply of and access to quality educational services for refugees of all ages in both

Initiatives which started in 2015 related to increasing access to education will be continued and expanded. These include: construction of prefabricated schools to house TECs, expanding national capacity, establishing second shift TECs utilizing Turkish school buildings, supporting teachers incentives and training, outreach to students, contributing to the operating costs of educational institutions, and the

Access to early childhood education for both Turkish and Syrian pre-primary aged children and inclusive education opportunities will be expanded in a way that will strengthen the national system. Informal education programmes for out-of-school children and youth will be expanded through NGO partners and will focus on supporting reintegration into the formal system or providing supportive programmes that will lay the foundation for access to other learning pathways, including distance education, life skills and entrepreneurship for youth.

⁴ Deutsche Akademische Flüchtlingsinitiative or Albert Einstein German Academic Refugee Initiative



Initiatives addressing the educational needs of adolescents and youth will be expanded through the establishment and expansion of informal and non-formal life skills and skill development programmes offered by MoNE and NGOs. Higher education preparation and scholarship programmes will be expanded through collaboration with higher education institutions, donors and YTB. The recognition of accredited online higher education programmes will be discussed with relevant state authorities.

Turkish language programmes will be provided for children, youth and adults in order to provide access to education and skills development programmes offered by Turkish national institutions and to facilitate social integration. The ability to communicate with peers, neighbors and authorities yields protection dividends, supports social integration, and contributes to self-reliance. Current provision will be expanded and state institutions supported to ensure that curricula are responsive to refugees' needs.

Existing efforts to enhance the quality of education offered in TECs, which include payment of teacher incentives to reduce turn-over and enhance motivation and the provision of professional development and delivery of teaching materials, will continue and be expanded. The payment

of regular teacher incentives to volunteer teachers is a core element in ensuring teacher retention, enhancing motivation and recognizing volunteers' professional contribution. The quality of educational provision will be enhanced through the provision of core learning support materials to students and schools, professional development opportunities for education personnel in TECs and state schools and supporting the Ministry in recognizing and certifying learning achievements.

By its very nature, education contributes directly to building the resilience of both individuals and communities and creates safe spaces and a sense of normalcy for the youth within the greater community. At the same time as increasing access to and improving the quality of formal schooling, access to language training and skills development programmes will be prioritized in order to strengthen opportunities for social cohesion and interaction between the host and refugee communities, and providing opportunities for self-reliance.

All activities carried out related to formal and non-formal education are planned and implemented in partnership with MoNE. As the national system expands to accommodate additional students and educational infrastructure is used to operate second-shift TECs, a range

of programmes will be implemented to ensure that the quality of education offered through these institutions is not adversely affected by the refugee influx. Programmes to support and enhance the data management, planning and response capacity of the Ministry at different levels, such as through provincial action plans, will continue in 2016. Efficiencies of scale will be achieved through enhancing access to state institutions and utilizing existing infrastructure to offer additional educational places.

Vocational and skills training activities within the Education sector are limited to those provided by MoNE institutions. Synergies will be sought with the Livelihoods sector with respect to skills training, supporting entrepreneurship, and safe access to income generating activities.

Linkages between education and protection will be strengthened through collaboration with child protection actors and application of lessons learned from informal education programmes. Education management systems will be strengthened to support in the collection and analysis of relevant inter-sectoral data to monitor education service provision and identify gaps that could be addressed by other sectors.



©IOM/ Selen Muldur

SECTOR RESPONSE OVERVIEW TABLE

OBJECTIVE 1	Ensure sustained access to formal, non-formal and informal education programmes for refugee children, youth and adults in camps and urban areas that are inclusive and promote life-long learning.	Q1: Capacity Development?	Q2: Sustainable benefits?	Q3: Social Cohesion/ Stability?
OBJECTIVE 1 INDICATOR	# of boys, girls, men and women enrolled in educational programmes	Enrolment data provided by government and partners		

A. REFUGEE COMPONENT																
OUTPUTS	M&E INDICATORS			TARGETED POPULATION BY TYPE (INDIVIDUALS) IN 2016				TOTAL TARGETED	LOCATION	PARTNERS	BUDGET			RESILIENCE LENS		
	INDICATOR	MEANS OF VERIFICATION	UNIT	SYR LIVING IN CAMPS	SYR LIVING IN COMMUNITIES	MEMBERS OF IMPACTED COMMUNITIES	OTHER POP GROUPS				BUDGETARY REQUIREMENT FOR 2016 (USD)	NLG BUDGET (AS PART OF THE OVERALL BUDGET) USD	Q1: CAPACITY DEVELOPMENT?	Q2: SUSTAINABLE BENEFITS?	Q3: SOCIAL COHESION/ STABILITY?	
1.1 Syrian refugee children and children in vulnerable host communities have increased access to community-based early childhood education programmes	# of children (Turkish and Syrian refugees) enrolled in ECE centres	YOBIS - Ministry of National Education Foreign Student Information Management System (Yabancı Öğrenciler Bilgi İletim Sistemi)	# of persons	10,000	25,000	25,000		60,000	Provinces with high concentrations of Syrians	MoNE, AFAD, NGOs	6,750,000	6,750,000	5	5	4	
1.3 Syrian refugee boys, girls and youth, including those with special educational needs, living in urban areas have increased access to schooling while those living in camps maintain current levels of access	# of Syrian refugee children enrolled in schools (Grades 1-12)	YOBIS	# of children	100,000	300,000			400,000	Provinces with high concentrations of Syrians	MoNE, AFAD	6,650,000	6,650,000	5	5	5	
1.5 Out-of-school Syrian refugee and Turkish children and youth have access to programmes that facilitate reintegration in the formal education system and promote life skills.	# of refugee children participating in informal and nonformal education programmes to support reintegration in the formal education system	NGO and MoNE reports	# of children	2,500	50,000	5,000		57,500	Provinces with high concentrations of Syrians	MoNE, AFAD, NGOs	15,600,000	15,600,000	5	5	5	



A. REFUGEE COMPONENT															
OUTPUTS	M&E INDICATORS			TARGETED POPULATION BY TYPE (INDIVIDUALS) IN 2016				TOTAL TARGETED	LOCATION	PARTNERS	BUDGET		RESILIENCE LENS		
	INDICATOR	MEANS OF VERIFICATION	UNIT	SYR LIVING IN CAMPS	SYR LIVING IN COMMUNITIES	MEMBERS OF IMPACTED COMMUNITIES	OTHER POP GROUPS				BUDGETARY REQUIREMENT FOR 2016 (USD)	NLG BUDGET (AS PART OF THE OVERALL BUDGET) USD	Q1: CAPACITY DEVELOPMENT?	Q2: SUSTAINABLE BENEFITS?	Q3: SOCIAL COHESION/STABILITY?
1.7 Young Syrian refugee men and women have increased access to vocational and higher education programmes	# of persons participating in vocational training programmes	AFAD and MoNE participation data	# of persons enrolled	4,000	2,000	500		6,500	Nationwide	MoNE, AFAD	2,820,000	2,820,000	5	5	5
	# of persons awarded higher education scholarships	YTB and UNHCR DAFI participation data	# of students	100	150										
1.9 Refugee children, youth and adults have access to formal and non-formal language training programmes that develop Turkish proficiency, support the maintenance of academic proficiency in Arabic and may facilitate acquisition of other languages.	# of Syrian boys, girls, men and women who are participating in language programmes.	MoNE and NGO reports	# of persons	100,000	300,000	1,000	1,000	402,000	Provinces with high concentrations of Syrians	MoNE, AFAD, NGOs, YTB and others	11,450,000	11,450,000	5	5	5
TOTAL BUDGETARY REQUIREMENTS AT OUTPUT LEVEL											43,270,000	43,270,000			

B. RESILIENCE COMPONENT																
OUTPUTS	M&E INDICATORS			TARGETED POPULATION BY TYPE (INDIVIDUALS) IN 2016					TOTAL TARGETED	LOCATION	PARTNERS	BUDGET		RESILIENCE LENS		
	INDICATOR	MEANS OF VERIFICATION	UNIT	SYR LIVING IN CAMPS	SYR LIVING IN COMMUNITIES	MEMBERS OF IMPACTED COMMUNITIES	OTHER POP GROUPS	BUDGETARY REQUIREMENT FOR 2016 (USD)				NLG BUDGET (AS PART OF THE OVERALL BUDGET) USD	Q1: CAPACITY DEVELOPMENT?	Q2: SUSTAINABLE BENEFITS?	Q3: SOCIAL COHESION/STABILITY?	
1.2 State schools and TECs in areas with high concentration of Syrians are constructed and/or financially supported to operate the schools	# of schools hosting refugees that are constructed or where running costs are supported	MoNE and AFAD engineering reports; financial reports	# of schools	-	251,500	1,800		180	Provinces with high concentrations of Syrians	MoNE, AFAD	21,100,000	21,100,000	5	5	5	
1.4 Responsible entities at national and provincial level supported in effective planning, information management and co-ordination of the education sector response, as requested	# of students whose data is recorded in YOBIS	YOBIS data	# of students	100,000	300,000			400,000	Nationwide	MoNE	450,000	450,000	5	4	5	
1.6 Capacity of national institutions offering vocational, skills and Turkish language training to youth and adults strengthened	# of persons participating in courses offered by Public Education Centres	MoNE records	# of persons	5000	15000	8000		28,000	nationwide	MoNE	1,700,000	1,000,000	5	4	5	
1.8 Capacity of education institutions to provide inclusive education and social interaction opportunities to both Syrian refugee and Turkish children strengthened	# of teachers and education officials trained on inclusive education and social cohesion	Training Attendance Reports	# of teachers and education officials	-	350	450	-	800	nationwide	MoNE	1,100,000	1,100,000	5	5	5	
TOTAL BUDGETARY REQUIREMENTS AT OUTPUT LEVEL											24,350,000	23,650,000				

OBJECTIVE 2	Increase the quality of education for Syrian refugee children and youth in protective learning environments, in camps and host communities	Q1: Capacity Development?	Q2: Sustainable benefits?	Q3: Social Cohesion/ Stability?
OBJECTIVE 2 INDICATOR	% and # of children enrolled receiving report cards at the end of the school year 100,000 children	MEANS OF VERIFICATION	400,000 children	YOBIS data
	OBJECTIVE INDICATOR BASELINE:		100,000 children	
	OBJECTIVE INDICATOR TARGET:		400,000 children	

A. REFUGEE COMPONENT

OUTPUTS	M&E INDICATORS		TARGETED POPULATION BY TYPE (INDIVIDUALS) IN 2016						BUDGET			RESILIENCE LENS			
	INDICATOR	MEANS OF VERIFICATION	UNIT	SYR LIVING IN CAMPS	SYR LIVING IN COMMUNITIES	MEMBERS OF IMPACTED COMMUNITIES	OTHER POP GROUPS	TOTAL TARGETED	LOCATION	PARTNERS	BUDGETARY REQUIREMENT FOR 2016 (USD)	NLG BUDGET (AS PART OF THE OVER-ALL BUDGET) USD	Q1: CAPACITY DEVELOPMENT?	Q2: SUSTAINABLE BENEFITS?	Q3: SOCIAL COHESION/ STABILITY?
2.1 Quality of education services promoted through the provision of teaching and learning support materials in schools and the creation of safe, secure learning and inclusive learning environments.	# of school provided with teaching materials	Distribution records	# of schools	25	150			175		MoNE, AFAD, NGOs	12,390,000	12,390,000			
	# of children provided with learning support materials	Distribution records	# of children	80,000	245,000	70,000	5,000	400,000	Nationwide						
2.3 Teachers of Syrian refugee children have access to relevant and appropriate professional development opportunities and related support services.	# of volunteer teachers trained	Training Attendance Reports	# of teachers	2,000	8,000			10,000	National	MoNE, AFAD, PTT, NGOs and others	32,080,000	32,080,000			
	# of volunteer teachers receiving regular incentives	PTT and MONE reports	# of teachers	2,000	8,000			10,000	Provinces with high concentrations of Syrians	MoNE, AFAD and Others	1,350,000	1,350,000			
2.5 Refugee children and teachers have increased access to psycho-social support services offered through schools and temporary education centres	# of teachers trained on psycho-social support and referral mechanisms	Training Attendance Reports	# of teachers	1,000	2,500			3,500							
TOTAL BUDGETARY REQUIREMENTS AT OUTPUT LEVEL											45,820,000	45,820,000			

B. RESILIENCE COMPONENT																
OUTPUTS	M&E INDICATORS			TARGETED POPULATION BY TYPE (INDIVIDUALS) IN 2016					TOTAL TARGETED	LOCATION	PARTNERS	BUDGET		RESILIENCE LENS		
	INDICATOR	MEANS OF VERIFICATION	UNIT	SYR LIVING IN CAMPS	SYR LIVING IN COMMUNITIES	MEMBERS OF IMPACTED COMMUNITIES	OTHER POP GROUPS	BUDGETARY REQUIREMENT FOR 2016 (USD)				NLG BUDGET (AS PART OF THE OVERALL BUDGET) USD	Q1: CAPACITY DEVELOPMENT?	Q2: SUSTAINABLE BENEFITS?	Q3: SOCIAL COHESION/STABILITY?	
2.2 State institutions are supported to ensure provision of language and curricular support that facilitates the inclusion of Syrian refugee children in the national education system.	# of children benefiting from language teaching materials	MoNE reports	# of children	-	100,000	-	-	100,000	nationwide	MoNE, NGOs and Others	1,000,000	1,000,000				
2.4 Teachers in State schools trained to effectively support the academic, linguistic and psycho-social needs of refugee children and to reduce levels of bullying and tension in schools.	# of teachers trained	Training participation records	# of teachers	-	30,000	26,000	-	56,000	nationwide	MoNE and others	1,400,000	1,400,000				
2.6 Skills training programmes are more responsive to needs in areas hosting large numbers of refugees	# of courses developed	Indicate what will be the means of verification for this indicator progress	# of courses	-	-	-	-	12	Highest most logical geographical grouping	Insert all partners working on this output. Insert a separate line for Government requirements	1,000,000	1,000,000				
2.7 The educational attainment of refugee children and youth is monitored, certified, documented and recognized by relevant authorities.	# of Syrian refugee students receiving report cards at the end of the academic year	YOBIS data	# children	200,000	200,000	-	1,000	401,000	Nationwide	MoNE, UNICEF, UNHCR, AFAD	575,000	575,000				
TOTAL BUDGETARY REQUIREMENTS AT OUTPUT LEVEL											3,975,000	3,975,000				

SECTOR FINANCIAL REQUIREMENTS BY AGENCY

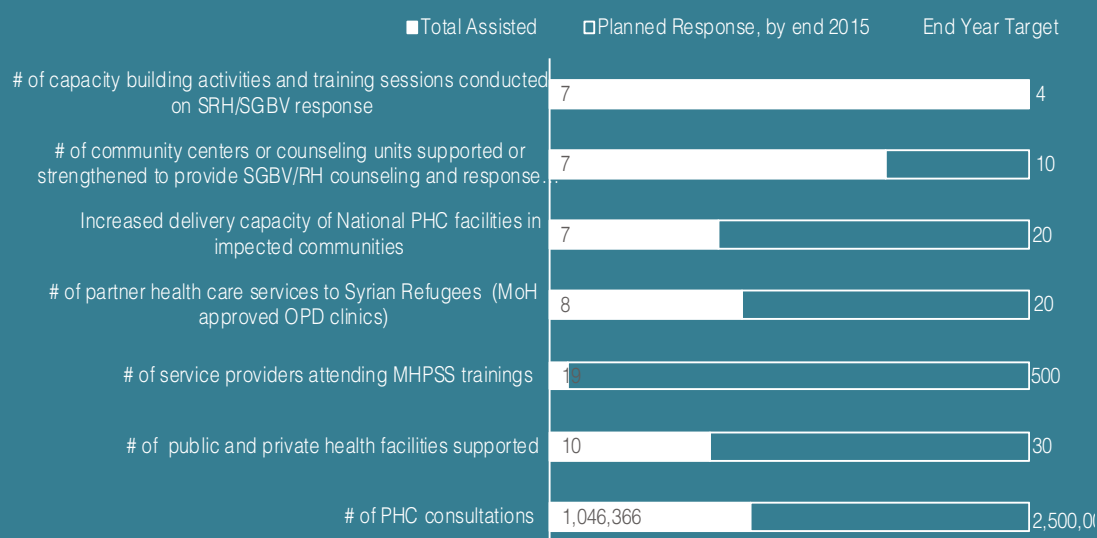
AGENCY/ORGANIZATION	REQUIREMENTS (USD) REFUGEE COMPONENT 2016	REQUIREMENTS (USD) RESILIENCE COMPONENT 2016	TOTAL REQUIREMENTS (USD) FOR 2016
UNHCR	15,070,000	7,175,000	22,245,000
UNICEF	71,320,000	21,150,000	92,470,000
IOM	2,700,000		2,700,000
TOTAL	89,090,000	28,325,000	117,415,000

HEALTH SECTOR RESPONSE

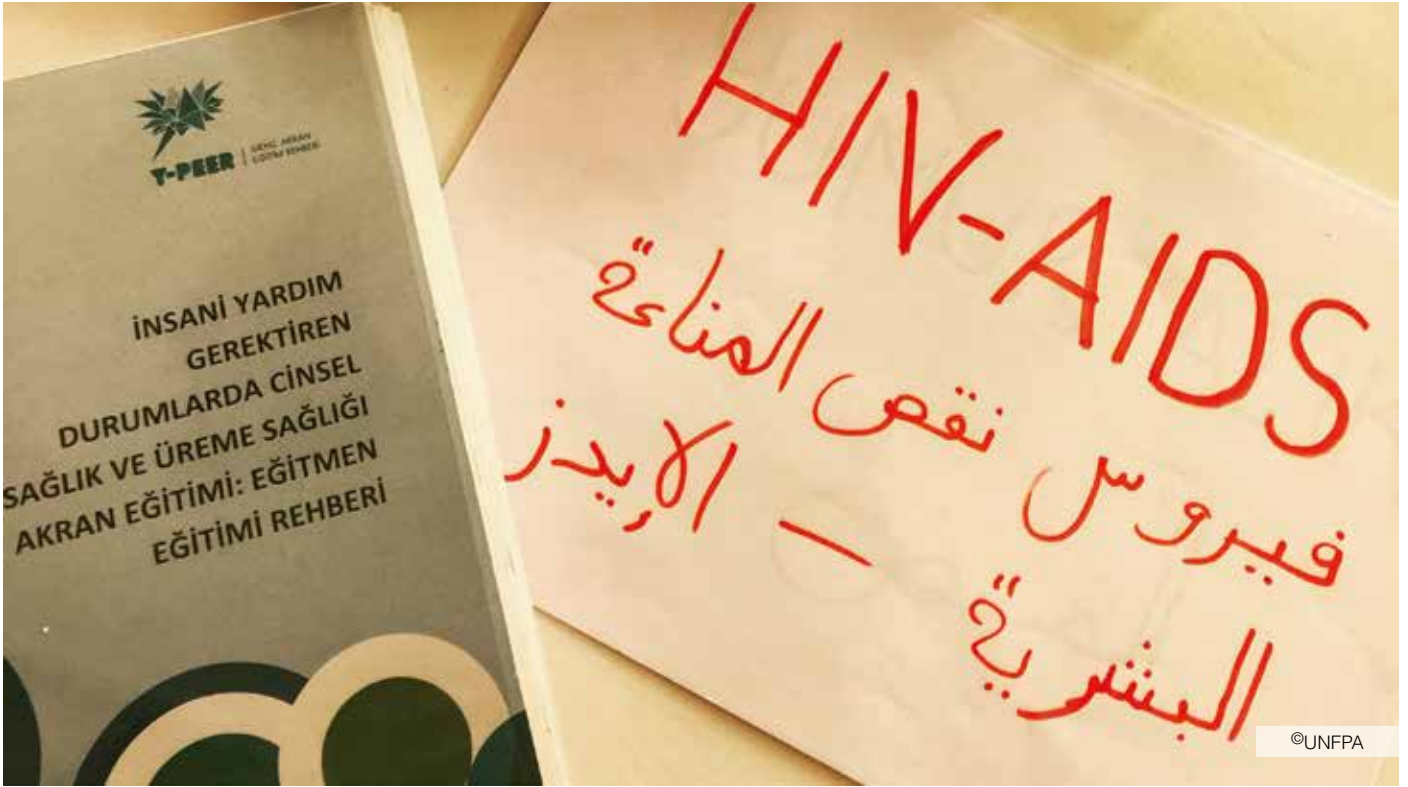


Lead Agencies	WHO, UNHCR
Partners	IOM, UNFPA, UNICEF and other partners
Objectives	<ol style="list-style-type: none"> 1. Coordination for essential health response strengthening and streamlining of decision making in partnership with authorities and other actors 2. Continuation and strengthening of essential health care services (including medication for chronic diseases) for Syrian refugees 3. Strengthening communicable diseases surveillance, detection and response, including immunization 4. Strengthening capacity of health service delivery, health promotion and protection interventions, including SRH SGBV services and nutrition 5. Increasing access to mental health services through improved quality
GENDER MARKER	1
REFUGEE FINANCIAL REQUIREMENT 2016	US\$ 19,896,400
RESILIENCE FINANCIAL REQUIREMENT 2016	US\$ 9,310,000
3RP TOTAL FINANCIAL REQUIREMENT 2016	US\$ 29,206,400

SECTOR ACHIEVEMENTS (OCTOBER 2015)



CURRENT SITUATION



The overall health response is strongly led by the Government of Turkey. Under the Temporary Protection Regulation, Syrian refugees are provided with the same health care services as Turkish nationals, whilst health insurance is also being covered by the Government. The 3RP Health sector partners aim to strengthen the existing national health system in order for it to accommodate the additional case load and needs of the two million Syrian refugees residing in Turkey, and undertake an information and communication campaign to raise awareness among Syrians on how to access health care in the country.

The Ministry of Health (MoH) has made significant efforts to provide refugees residing in camps with free access to health services. Registered Syrian refugees in the community (who therefore benefit from the Temporary Protection Regulation) also receive free health care in all provinces of Turkey. Emergency health care is provided to both registered and unregistered Syrians.

Continuous arrivals of refugees in 2015 increased the gap between the demands for health services and the capacity of the national health infrastructure to respond. Polyclinics and hospitals have reported an additional patient load of 30 to 40 per cent in 2015. Local hospitals have been enlarged and equipped to cover the most acute needs. Because of the high demand in some locations hosting large numbers of Syrians, the time allocated to patients is too short to ensure the quality of service.

Of the total Syrian population in Turkey, 25 per cent are women at reproductive age and 4 per cent are pregnant/childbearing women. Some 15 per cent of deliveries require high-risk emergency interventions. Syrian refugees, especially those living in host communities are increasingly exposed to vaccine-preventable diseases, such as measles and pertussis. There are also concerns regarding the increasing mental health and psychological problems of Syrian refugees. There are large numbers of

patients from conflict areas who are severely injured and require surgery and intensive care, and their long-term post-operative rehabilitation requires a huge amount of human and financial resources.

Little data on the nutritional condition of Syrian children living in Turkey is available. Many Syrian families living outside of the camps struggle to meet their basic nutritional needs. Infant and young child feeding practices are of concern, particularly low rates of exclusive breastfeeding before six months by Syrian women, which can have an impact on child health and nutritional status.

There are different interpretations and practices in the implementation of the Temporary Protection Regulation from province to province, resulting in inconsistencies in the practice of health service provisions. The language barrier, the high mobility of the population, and the lack of information regarding availability and accessibility further hinder Syrians access to health services.

NEEDS, VULNERABILITIES AND TARGETING

A. Population Group	Age Groups	Refugee		Resilience	
		Population In Need	Target Population	Population In Need	Target Population
Syrian Refugees in Camps	Men	68,400	68,400	68,400	34,200
	Women	69,000	69,000	69,000	34,500
	Boys	84,000	84,000	84,000	42,000
	Girls	78,600	78,600	78,600	39,300
	Sub Total	300,000	300,000	300,000	150,000
Syrian Refugees in the Community	Men	558,600	186,200	558,600	111,720
	Women	563,500	187,833	563,500	112,700
	Boys	686,000	228,667	686,000	137,200
	Girls	641,900	213,967	641,900	128,380
	Sub Total	2,450,000	816,667	2,450,000	490,000
Members of Affected Communities	Men	-	139,540	-	197,128
	Women	-	135,999	-	192,125
	Boys	-	64,461	-	91,063
	Girls	-	60,000	-	84,762
	Sub Total	8,200,000	400,000	8,200,000	565,078
Grand Total		10,950,000	1,516,667	10,950,000	1,205,078

The MoH and Health sector partners have identified three main challenges in health care service delivery for Syrian refugees: lack of registration; language barriers; and lack of information about the health care services available and how to access them. A health assessment was conducted to assess access to health services, health needs, and immunization coverage among non-camp Syrian refugees in Turkey. Mental health and immunization assessments have been

coordinated with the MoH and will be conducted in the last quarter of 2015. These assessments are expected to highlight the key challenges and provide information and recommendations to improve health service provision to Syrian refugees in general and immunization, in particular, for children.

In addition, Health sector partners are advocating for more active information sharing and coordination between the national health institutions and aid

agencies, to enable gaps to be identified and synergy of interventions. An increased level of funding is needed for public administration to take necessary measures to overcome the language barrier and the lack of information among the refugee communities. In addition, health sector partners endeavour to address these issues more effectively through supporting to MoH in establishing mobile health centres and conduct information campaign to refugees.



STRATEGIC VISION & RESPONSE PLAN

The response of the Health sector partners is formulated on the assumption that the number of non-camp Syrian refugees will remain stable, while resources will continue to diminish in 2016/2017. For this reason, the provision of primary health care for both refugees and the host community will need to be strongly addressed through both short-term interventions targeting primarily Syrian refugees, and medium to longer-term interventions aimed at increasing the capacities of the Government health care system. Within its legal framework, the MoH increasingly approve the participation of Health sector partners in health service provision. The Directive on 'Principles of Health Services for Persons under Temporary Protection' of MoH entered into force on 28 March 2015. The Directive regulates the referral steps; defines the health institutions that can provide services; sets forth the principles for opening of health institutions by associations or foundations, and

outlines the procedural issues related to employment of personnel working at these institutions. Articles 10-14 regulate the procedures and principles for 'voluntary health services' to be established by foundations and associations. The initial permission for such institutions is granted for six months, to be renewed for another six months, after which an evaluation is conducted on the continued need and the standards. The procedures for recruitment of personnel are outlined in the Directive. Accordingly, partners have established 16 temporary health centres (THC) for refugees in southeast Turkey to date. This number is expected to increase to 25-30. As the situation for Syrians living in Turkey becomes more protracted, and with even more arrivals expected in the coming year, higher levels of funding are required to enable the sector to respond effectively.

In 2016, the Health sector will continue to support the MoH and the Ministry of Family

and Social Policies in strengthening the health service delivery capacity for Syrian refugees and host communities, and to strengthen secondary and tertiary care to respond to the needs of the growing population in Turkey. The focus will be on primary health care provision to reduce the patient load on secondary and tertiary healthcare and the respective costs. Specifically, the MoH will be supported in developing a comprehensive mid-term health care strategy which addresses health issues related to non-camp refugees and the impacted communities. Health sector partners will support the MoH to integrate Syrian health professionals into Turkish health system which will make positive steps in addressing the language barrier for Syrian patients. The role of the family, community health centres, and THCs as the primary care providers for Syrian refugees will be strengthened to improve primary health care, including mental health care, and to reduce the burden on hospitals, which



©UNHCR / Emrah Gurel

currently serve as the entry point for most refugees. Measures will also include the expansion of the existing health information system to register and record data on Syrian refugees, to enable better planning. Advocacy efforts will continue to encourage more health partners to provide health and mental care for refugees, and for the temporary inclusion of Syrian health professionals in service provision.

A specific focus will be placed on reproductive health care as a core intervention by the humanitarian community to support primary health care

to ensure that sexual and reproductive health (SRH) needs are met. In addition, the risks and causes of maternal and infant mortality and morbidity will be addressed, including safe delivery, neonatal care, unwanted pregnancy, sexual violence and exploitation, and other reproductive health-related conditions. Capacity building of Government and NGO partners on SRH and sexual and gender-based violence (SGBV) will be supported. A national SRH group will be established and a national action plan on SRH emergency preparedness will be developed and expected to be included into the National Contingency Plan.

Information materials in Arabic on health issues, access to health services, vaccination schedules, reproductive health, and communicable and non-communicable disease risks and prevention will continue to be developed in 2016. Establishing women and girls safe spaces (WGSS) will be the entry point for the provision of SRH and SGBV services, which will be expanded through partners. Additionally, SMS texts will be used and a hotline will be established to strengthen information outreach to Syrians.



SECTOR RESPONSE OVERVIEW TABLE

OBJECTIVE 1	Coordination for essential health response strengthening and streamlining of decision making in partnership with authorities and other actors						Q1: Capacity Development?	Q2: Sustainable benefits?	Q3: Social Cohesion/ Stability?
OBJECTIVE 1 INDICATOR	# of joint activities (Assessments, contingency plans, strategic documents etc.)	OBJECTIVE INDICATOR BASELINE:	0	OBJECTIVE INDICATOR TARGET:	10	MEANS OF VERIFICATION	Joint reports and documents with MoH	4	4

A. REFUGEE COMPONENT															
OUTPUTS	M&E INDICATORS			TARGETED POPULATION BY TYPE (INDIVIDUALS) IN 2016				BUDGET		RESILIENCE LENS					
	INDICATOR	MEANS OF VERIFICATION	UNIT	SYR LIVING IN CAMPS	SYR LIVING IN COMMUNITIES	MEMBERS OF IMPACTED COMMUNITIES	OTHER POP GROUPS	TOTAL TARGETED	LOCATION	PARTNERS	BUDGETARY REQUIREMENT FOR 2016 (USD)	NLG BUDGET (AS PART OF THE OVER-ALL BUDGET) USD	Q1: CAPACITY DEVELOPMENT?	Q2: SUSTAINABLE BENEFITS?	Q3: SOCIAL COHESION/ STABILITY?
	Output 1.1 The health care provision strategy is adjusted according to the evolving circumstances of a protracted crisis.	# of Joint high level meetings with GoT, UN organizations, private sector and NGOs	Meeting minutes/ reports	Coordinated activities	-	-	-	-	12	Ankara, Istanbul, Izmir, Bursa, Konya, Gaziantep, Hatay, Kilis, sanliurfa, Adana, Mersin, Mardin	WHO, UNICEF, UNFPA, IOM, UNHCR	400,000	0	4	4
TOTAL BUDGETARY REQUIREMENTS AT OUTPUT LEVEL								400,000	-						

B. RESILIENCE COMPONENT															
OUTPUTS	M&E INDICATORS			TARGETED POPULATION BY TYPE (INDIVIDUALS) IN 2016					TOTAL TARGETED	PARTNERS	BUDGET		RESILIENCE LENS		
	INDICATOR	MEANS OF VERIFICATION	UNIT	SYR LIVING IN CAMPS	SYR LIVING IN COMMUNITIES	MEMBERS OF IMPACTED COMMUNITIES	OTHER POP GROUPS	BUDGETARY REQUIREMENT FOR 2016 (USD)			NLG BUDGET (AS PART OF THE OVERALL BUDGET) USD	Q1: CAPACITY DEVELOPMENT?	Q2: SUSTAINABLE BENEFITS?	Q3: SOCIAL COHESION/STABILITY?	
Output 1.2 Strategic decision making is informed and coordinated	# of Meetings held with the involvement of MoH at national and provincial levels	Meeting minutes/reports of UN agencies	Coordination meetings	-	-	-	-	12	WHO, UNICEF, UNFPA, IOM, UNHCR	440,000	0	4	4	4	
TOTAL BUDGETARY REQUIREMENTS AT OUTPUT LEVEL										440,000	-				

OBJECTIVE 2	Continuation and strengthening of essential health care services (including medication for chronic diseases) for Syrian refugees						Q1: Capacity Development?	Q2: Sustainable benefits?	Q3: Social Cohesion/ Stability?
OBJECTIVE 2 INDICATOR	% change of consultations received by Syrian refugees in primary health care services in 2016 as compared to 2015	OBJECTIVE INDICATOR BASELINE:	0	OBJECTIVE INDICATOR TARGET:	20% increase in primary care	MEANS OF VERIFICATION	Health registries of MoH and NGOs facilities	4	4

A. REFUGEE COMPONENT

OUTPUTS	M&E INDICATORS			TARGETED POPULATION BY TYPE (INDIVIDUALS) IN 2016					BUDGET			RESILIENCE LENS			
	INDICATOR	MEANS OF VERIFICATION	UNIT	SYR LIVING IN CAMPS	SYR LIVING IN COMMUNITIES	MEMBERS OF IMPACTED COMMUNITIES	OTHER POP GROUPS	TOTAL TARGETED	LOCATION	PARTNERS	BUDGETARY REQUIREMENT FOR 2016 (USD)	NLG BUDGET (AS PART OF THE OVERALL BUDGET) USD	Q1: CAPACITY DEVELOPMENT?	Q2: SUSTAINABLE BENEFITS?	Q3: SOCIAL COHESION/ STABILITY?
Output 2.1 Essential primary health care services (with focus on MCH/SRH) are supported and accessible to refugees.	# of consultations received by refugees and impacted host communities in primary health through 20 PHC units in five provinces	Registries of PHC units in five provinces	number	50,000	60,000	40,000		150,000	Saniurfa, Gaziantep, Hatay (two more will be selected)	WHO, UNICEF, UNFPA, IOM, UNHCR	13,396,400	0	4	4	4
TOTAL BUDGETARY REQUIREMENTS AT OUTPUT LEVEL											13,396,400	-			

B. RESILIENCE COMPONENT															
OUTPUTS	M&E INDICATORS			TARGETED POPULATION BY TYPE (INDIVIDUALS) IN 2016				TOTAL TARGETED	LOCATION	PARTNERS	BUDGET		RESILIENCE LENS		
	INDICATOR	MEANS OF VERIFICATION	UNIT	SYR LIVING IN CAMPS	SYR LIVING IN COMMUNITIES	MEMBERS OF IMPACTED COMMUNITIES	OTHER POP GROUPS				BUDGETARY REQUIREMENT FOR 2016 (USD)	NLG BUDGET (AS PART OF THE OVERALL BUDGET) USD	Q1: CAPACITY DEVELOPMENT?	Q2: SUSTAINABLE BENEFITS?	Q3: SOCIAL COHESION/STABILITY?
Output 2.2 Continued and strengthened support to national institutions to provide targeted assistance and support to the most vulnerable refugees and host community and host community provision of basic equipment supplies including lab	# of public and private facilities supported	Project progress reports	# of facilities					34	Ankara, Istanbul, Izmir, Bursa, Konya, Gaziantep, Hatay, Kilis, Sanliurfa, Adana, Mersin, Mardin	WHO, UNICEF, UNFPA, IOM, UNHCR	7,600,000	0	4	4	4
TOTAL BUDGETARY REQUIREMENTS AT OUTPUT LEVEL											7,600,000	-			

OBJECTIVE 3	Strengthening communicable diseases surveillance, detection and response, including immunization.					Q1: Capacity Development?	Q2: Sustainable benefits?	Q3: Social Cohesion/ Stability?
OBJECTIVE 3 INDICATOR	% of Syrian refugees children under 5 years received routine vaccination. And AFP case detection rate	OBJECTIVE INDICATOR BASELINE: 0	OBJECTIVE INDICATOR TARGET: 90% coverage; 2.0 AFP detection rate	MEANS OF VERIFICATION	Vaccination Assessment by WHO in 2015 and 2016, surveillance data	4	4	4

A. REFUGEE COMPONENT															
OUTPUTS	M&E INDICATORS			TARGETED POPULATION BY TYPE (INDIVIDUALS) IN 2016					BUDGET		RESILIENCE LENS				
	INDICATOR	MEANS OF VERIFICATION	UNIT	SYR LIVING IN CAMPS	SYR LIVING IN COMMUNITIES	MEMBERS OF IMPACTED COMMUNITIES	OTHER POP GROUPS	TOTAL TARGETED	LOCATION	PARTNERS	BUDGETARY REQUIREMENT FOR 2016 (USD)	NLG BUDGET (AS PART OF THE OVERALL BUDGET) USD	Q1: CAPACITY DEVELOPMENT?	Q2: SUSTAINABLE BENEFITS?	Q3: SOCIAL COHESION/ STABILITY?
Output 3.1 Increased access to preventive measures of communicable diseases, including awareness and immunisation services	# of Syrian children at immunisation age immunised according to the Turkish immunisation schedule	measured by surveys (end of 2015 and end of 2016)	Number of children under 5	32,587	193,069	-	-	225,656	Ankara, Istanbul, Izmir, Bursa, Konya, Gazintep, Hatay, Kilis, Sanliurfa, Adana, Mersin, Mardin	WHO, UNICEF, UNFPA, IOM, UNHCR	300,000	0	4	4	4
TOTAL BUDGETARY REQUIREMENTS AT OUTPUT LEVEL											300,000	-			

B. RESILIENCE COMPONENT															
OUTPUTS	M&E INDICATORS			TARGETED POPULATION BY TYPE (INDIVIDUALS) IN 2016				TOTAL TARGETED	LOCATION	PARTNERS	BUDGET		RESILIENCE LENS		
	INDICATOR	MEANS OF VERIFICATION	UNIT	SYR LIVING IN CAMPS	SYR LIVING IN COMMUNITIES	MEMBERS OF IMPACTED COMMUNITIES	OTHER POP GROUPS				BUDGETARY REQUIREMENT FOR 2016 (USD)	NLG BUDGET (AS PART OF THE OVERALL BUDGET) USD	Q1: CAPACITY DEVELOPMENT?	Q2: SUSTAINABLE BENEFITS?	Q3: SOCIAL COHESION/STABILITY?
Output 3.2 Primary and public health care capacity to prevent communicable diseases including vector-borne diseases strengthened	Proportion of outbreaks in refugees and surrounding community detected and responded to within 72 h	Activity reports	# of provinces	90	90	90	-	90	Ankara, Istanbul, Izmir, Bursa, Konya, Gazinsep, Hatay, Kilis, Saniurfa, Adana, Mersin, Mardin	WHO, UNICEF, UNFPA, IOM, UNHCR	450,000	0	5	5	5
TOTAL BUDGETARY REQUIREMENTS AT OUTPUT LEVEL											450,000	-			

OBJECTIVE 4	Strengthen capacity of health service delivery, health promotion and protection interventions, including SRH, SGBV services and nutrition					Q1: Capacity Development?	Q2: Sustainable benefits?	Q3: Social Cohesion/ Stability?
OBJECTIVE 4 INDICATOR	% of women and children in communities with a high percentage of refugees receive targeted interventions (health promotion, protection information in relevant languages)	OBJECTIVE INDICATOR BASELINE: 0	OBJECTIVE INDICATOR TARGET: 50%	MEANS OF VERIFICATION	Moh health registries	-	-	-

A. REFUGEE COMPONENT

OUTPUTS	M&E INDICATORS			TARGETED POPULATION BY TYPE (INDIVIDUALS) IN 2016				TOTAL TARGETED	LOCATION	PARTNERS	BUDGET			RESILIENCE LENS		
	INDICATOR	MEANS OF VERIFICATION	UNIT	SYR LIVING IN CAMPS	SYR LIVING IN COMMUNITIES	MEMBERS OF IMPACTED COMMUNITIES	OTHER POP GROUPS				BUDGETARY REQUIREMENT FOR 2016 (USD)	NLG BUDGET (AS PART OF THE OVERALL BUDGET) USD	Q1: CAPACITY DEVELOPMENT?	Q2: SUSTAINABLE BENEFITS?	Q3: SOCIAL COHESION/ STABILITY?	
Output 4.1 MCH, sexual and reproductive health care, including obstetric care and family planning services and SGBV response are accessible to refugees through health promotion.	# of community centers supported to provide health and nutrition services to vulnerable refugees	official records	registered/ official centers supported	25	10	10		45	Provinces with high concentration of Syrian refugees, Syrian refugee camps in S/E Turkey	WHO, UNICEF, UNFPA, IOM, UNHCR	4,350,000	0	3	4	4	
TOTAL BUDGETARY REQUIREMENTS AT OUTPUT LEVEL											4,350,000	-				

B. RESILIENCE COMPONENT															
OUTPUTS	M&E INDICATORS			TARGETED POPULATION BY TYPE (INDIVIDUALS) IN 2016				TOTAL TARGETED	LOCATION	PARTNERS	BUDGET		RESILIENCE LENS		
	INDICATOR	MEANS OF VERIFICATION	UNIT	SYR LIVING IN CAMPS	SYR LIVING IN COMMUNITIES	MEMBERS OF IMPACTED COMMUNITIES	OTHER POP GROUPS				BUDGETARY REQUIREMENT FOR 2016 (USD)	NLG BUDGET (AS PART OF THE OVERALL BUDGET) USD	Q1: CAPACITY DEVELOPMENT?	Q2: SUSTAINABLE BENEFITS?	Q3: SOCIAL COHESION/STABILITY?
Output 4.2 Capacity of health authorities and partners on promotion of MCH, nutrition, reproductive health care services and SGBV response strengthened.	# of people trained	Number of activity/training report	number of events	50	150	150		Provinces with high concentration of Syrian refugees, Syrian refugee camps in S/E Turkey	Insert all partners working on this output. Insert a separate line for Government requirements	340,000	0	4	4	4	
TOTAL BUDGETARY REQUIREMENTS AT OUTPUT LEVEL											340,000	-			

OBJECTIVE 5	Increasing access to mental health services through improved quality					Q1: Capacity Development?	Q2: Sustainable benefits?	Q3: Social Cohesion/ Stability?
OBJECTIVE 5 INDICATOR	% of Syrian refugees receiving mental health services	OBJECTIVE INDICATOR BASELINE:	0	OBJECTIVE INDICATOR TARGET:	50%	MEANS OF VERIFICATION	Registries of MoH and NGO	4

A. REFUGEE COMPONENT

OUTPUTS	M&E INDICATORS		TARGETED POPULATION BY TYPE (INDIVIDUALS) IN 2016				TOTAL TARGETED	LOCATION	PARTNERS	BUDGET		RESILIENCE LENS		
	INDICATOR	MEANS OF VERIFICATION	UNIT	SYR LIVING IN CAMPS	SYR LIVING IN COMMUNITIES	MEMBERS OF IMPACTED COMMUNITIES				OTHER POP GROUPS	BUDGETARY REQUIREMENT FOR 2016 (USD)	NLG BUDGET (AS PART OF THE OVERALL BUDGET) USD	Q1: CAPACITY DEVELOPMENT?	Q2: SUSTAINABLE BENEFITS?
Output 5.1 Mental health services are accessible to refugees	# of Syrian refugees received mental health / PSS services	Partners reports	Number of Syrians refugees	130,349	96,535	-	-	Provinces with high concentration of Syrian refugees, Syrian refugee camps in S/E Turkey	WHO, UNICEF, UNFPA, IOM, UNHCR	1,450,000	0	4	4	4
TOTAL BUDGETARY REQUIREMENTS AT OUTPUT LEVEL										1,450,000	-			

B. RESILIENCE COMPONENT															
OUTPUTS	M&E INDICATORS			TARGETED POPULATION BY TYPE (INDIVIDUALS) IN 2016				TOTAL TARGETED	LOCATION	PARTNERS	BUDGET		RESILIENCE LENS		
	INDICATOR	MEANS OF VERIFICATION	UNIT	SYR LIVING IN CAMPS	SYR LIVING IN COMMUNITIES	MEMBERS OF IMPACTED COMMUNITIES	OTHER POP GROUPS				BUDGETARY REQUIREMENT FOR 2016 (USD)	NLG BUDGET (AS PART OF THE OVERALL BUDGET) USD	Q1: CAPACITY DEVELOPMENT?	Q2: SUSTAINABLE BENEFITS?	Q3: SOCIAL COHESION/STABILITY?
Output 5.2: Capacity of community, mental health and psychosocial service providers and partners strengthened.	# of people trained on psychosocial support services including referral	Number of activity/training report	number of events	25	100	-	-	50	Provinces with high concentration of Syrian refugees, Syrian refugee camps in S/E Turkey	WHO, UNICEF, UNFPA, IOM, UNHCR	480,000	0	4	4	4
TOTAL BUDGETARY REQUIREMENTS AT OUTPUT LEVEL											480,000	-			

SECTOR FINANCIAL REQUIREMENTS BY AGENCY

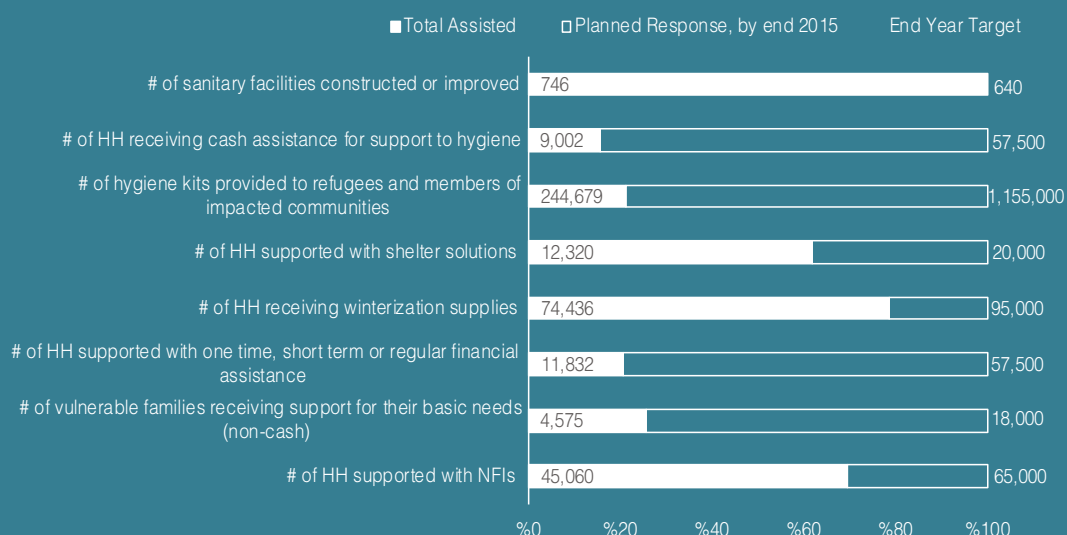
AGENCY/ORGANIZATION	REQUIREMENTS (USD) REFUGEE COMPONENT 2016	REQUIREMENTS (USD) RE-SILIENCE COMPONENT 2016	TOTAL REQUIREMENTS (USD) FOR 2016
WHO	4,100,000	1,325,000	5,425,000
IOM	2,260,000	120,000	2,380,000
UNICEF	3,000,000	250,000	3,250,000
UNFPA	3,286,400	1,290,000	4,576,400
UNHCR	7,250,000	6,325,000	13,575,000
TOTAL	19,896,400	9,310,000	29,206,400

BASIC NEEDS SECTOR RESPONSE



Lead Agencies	UNHCR
Partners	IOM, UNDP, UNFPA, UNICEF
Objectives	<ol style="list-style-type: none"> 1. Adequate shelter solutions continue to be available in camp and to most vulnerable population in urban areas 2. Targeted populations have continued and equitable support to meet their needs for basic and domestic items 3. Targeted populations live in satisfactory conditions of sanitation and hygiene
GENDER MARKER	0
REFUGEE FINANCIAL REQUIREMENT 2016	US\$ 170,875,700
RESILIENCE FINANCIAL REQUIREMENT 2016	US\$ 50,700,000
3RP TOTAL FINANCIAL REQUIREMENT 2016	US\$ 221,575,700

SECTOR ACHIEVEMENTS (SEPTEMBER 2015)





CURRENT SITUATION

Turkey is committed to streamlining assistance to Syrian refugees through existing national institutions, and demonstrates a high level of ownership in providing protection and emergency response to more than two million refugees, with about 12% (260,000 Syrians) residing in 23 refugee camps and 88% (1,740,000 Syrians) living in host communities.

During the sudden influx of Syrian's at the Akcakale border in June 2015, Turkey activated a robust emergency response mechanism. The Disaster and Emergency Management Presidency (AFAD) was able to mobilise a vast amount of core relief items for new arrivals, and 3RP partners supplemented its effort. Following this emergency, several 3RP partners have created, and are maintaining an emergency stock of tents, food and non-food items, medicines, and equipment for potential influxes of people, and the inter-agency contingency plan process

provides regular review and coordination on the stockpiles.

With regard to assisting Syrian refugees who are already in Turkey, the Government plays a lead role in the response. While the assistance of 3RP partners to camp refugees is more systematically organised in partnership with AFAD and the Turkish Red Crescent (TRC), the identification of the needs among Syrians in the host communities remains the biggest challenge facing the sector partners. In addition, as more aid agencies are working in the provision of assistance, it is becoming crucial for effective coordination and harmonisation of standards between organisations.

Many Syrian refugees arrive in a desperate condition to Turkey, their personal belongings, if any, minimal and very basic. As the access to labour market is delayed and pending the issuance of

a secondary regulation, many refugees are engaged in informal employment, and often subject to exploitation, discrimination and harassment. Child labour is a common phenomenon as there is a need for children to support their family. As a result, the Syrian refugee population is becoming progressively destitute after five years of displacement in Turkey.

As long as refugees cannot become self-reliant in Turkey, they will continue to depend on the assistance of national institutions and aid agencies. It should be noted that the distribution of core relief items, cash-based interventions, and the delivery of basic services cannot be achieved by one intervention. The recurring nature of the needs in this sector underlines the importance of continued funding to ensure the survival of the most vulnerable families and stabilise the population movement from Turkey.



©UNHCR / Emrah Gurel

NEEDS, VULNERABILITIES AND TARGETING

A. Population Group	Age Groups	Refugee		Resilience	
		Population In Need	Target Population	Population In Need	Target Population
Syrian Refugees in Camps	Men	68,400	50,160	68,400	84,000
	Women	69,000	50,600	69,000	78,600
	Boys	84,000	61,600	84,000	68,400
	Girls	78,600	57,640	78,600	69,000
	Sub Total	300,000	220,000	300,000	300,000
Syrian Refugees in the Community	Men	558,600	346,560	558,600	24,625
	Women	563,500	349,600	563,500	24,725
	Boys	686,000	425,600	686,000	30,100
	Girls	641,900	398,240	641,900	28,050
	Sub Total	2,450,000	1,520,000	2,450,000	107,500
Members of Affected Communities	Men	-	-	-	-
	Women	-	-	-	-
	Boys	-	-	-	-
	Girls	-	-	-	-
	Sub Total	8,200,000	200,000	8,200,000	500,000
Grand Total		10,950,000	1,940,000	10,950,000	907,500



Syrian refugees living in urban and peri-urban setting have great difficulty meeting basic domestic needs, given their minimal financial means and the high cost of living for food, accommodation, water, electricity, gas and heating fuel costs. Nor do the international humanitarian community have the means to cover the basic needs of all persons of concern residing in Turkey. This assistance can only be offered to the extremely vulnerable.

In Turkey, it is only the Turkish authorities responsible for registration of Syrian refugees, to which the 3RP partners do not have access. Lack of registration data presents challenges in the identification of persons in need of assistance. While camp-based refugees benefit from all



essential services which are provided in the camps, those refugees and asylum seekers living in urban, peri-urban and rural areas experience greater difficulties in satisfying their basic needs.

Support the municipalities in delivering basic services is also identified as a priority, in particular those causing increased risk of public health such as waste management.

In the absence of vulnerability data, the identification of beneficiaries living in urban, peri-urban and rural areas and the distribution of both cash-based assistance and non-food items will be managed in coordination with national and local institutions. An integral part of the resilience strategy will be to expand the capacity of central and local social safety nets for the identification of needs and vulnerabilities, and improve outreach activities in order to identify vulnerable refugees in the community.

The coordination with local and central authorities and the partners will also reduce duplication. The 3W (Who, What, Where) mapping will be strengthened and updated on a regular basis. Additionally, the criteria for vulnerabilities, targeting

and distribution mechanisms, and the value of assistance needs to be aligned where possible, to achieve equitable assistance for refugees and avoid inconsistencies in different locations and amongst partners.



©ILO Bilge Pinar Yenigun

STRATEGIC VISION & RESPONSE PLAN

Basic Needs and Essential Service Sector has had two-pronged approach: firstly, supporting the emergency preparedness and response to new arrivals; secondly, supporting vulnerable Syrian families already living in Turkey and national capacities delivering services to impacted communities. The response to the Syrian crisis is transforming from an emergency response, to now addressing both the immediate needs and formulating a medium and long-term strategy to increase the resilience of the population. This transition will be materialized through strengthened support to national institutions in the delivery of services and assistances.

In the Basic Needs and Essential Services sector, 3RP partners are supporting the authorities to meet the most pressing needs, which includes a combination of multi-purpose cash-based interventions, the distribution of non-food items, as well as shelter and WASH assistance to the refugees in camps and in the community.

Cash-based interventions can also be used to support refugees in renting accommodation for themselves.

At all levels, the response strategy will be guided by principles to strengthen the overall protection environment for the affected population, including men, women, children, the elderly, and people with disabilities.

In 2016, different modalities will be used for supporting the persons of concern, including in-kind distribution, cash, and voucher assistance. The assistance modality will focus more on cash-based interventions whenever possible for refugees in the community. The provision of non-food items will be prioritized for new arrivals, camp residents and the most vulnerable refugees in the community, or where cash schemes are not able to be implemented due to operational constraints.

The shelter and WASH strategy will support the Government in maintaining

proper conditions of, and access to, sanitation and hygiene facilities and services in camps, and in municipalities hosting large numbers of refugees. In addition, ensuring secure access and use of sanitation facilities for refugee women in the camps is an important protection activity to mitigate the risk of SGBV. While the provision of hygiene kits will address the short term needs of the refugees, hygiene promotion activities will increase the capacity of the refugee community to better cope with the living conditions caused by their displacement.

The urban outreach activities will focus on improving the capacity of local authorities to respond to the needs of a dispersed population, simultaneously serving both the immediate well-being of refugees, and also host communities. Implementation of multi-purpose cash interventions positively impact other sectors.

SECTOR RESPONSE OVERVIEW TABLE

OBJECTIVE 1	Adequate shelter solutions continue to be available in camp and to most vulnerable population in urban areas					Q1: Capacity Development?	Q2: Sustainable benefits?	Q3: Social Cohesion/Stability?						
OBJECTIVE 1 INDICATOR	% of targeted individuals / HHs provided or supported with adequate shelter solutions	OBJECTIVE INDICATOR BASELINE:	TBD	OBJECTIVE INDICATOR TARGET:	80%	MEANS OF VERIFICATION	Distribution lists, Monthly organizational progress reports/monthly dashboard	4	2	1				
A. REFUGEE COMPONENT														
OUTPUTS	M&E INDICATORS		TARGETED POPULATION BY TYPE (INDIVIDUALS) IN 2016				PARTNERS	BUDGET		RESILIENCE LENS				
	INDICATOR	MEANS OF VERIFICATION	UNIT	SYR LIVING IN CAMPS	SYR LIVING IN COMMUNITIES	MEMBERS OF IMPACTED COMMUNITIES		OTHER POP GROUPS	TOTAL TARGETED	LOCATION	BUDGETARY REQUIREMENT FOR 2016 (USD)	NLG BUDGET (AS PART OF THE OVERALL BUDGET) USD	Q1: CAPACITY DEVELOPMENT?	Q2: SUSTAINABLE BENEFITS?
Output 1.1 Shelter is provided to Syrians in the camps, shelter assistance is provided to vulnerable off-camp persons and the Government of Turkey is supported in providing and improving the conditions of shelter solutions	# of individuals supported with shelter solutions	Organisations reports; distribution lists	# of individuals	139,000	10,000	-	-	149,000	Governorates with high concentration of Syrian refugees, Syrian refugee camps in S/E Turkey	20,080,000	N/A	4	2	1
TOTAL BUDGETARY REQUIREMENTS AT OUTPUT LEVEL										20,080,000	-			

B. RESILIENCE COMPONENT															
OUTPUTS	M&E INDICATORS			TARGETED POPULATION BY TYPE (INDIVIDUALS) IN 2016				TOTAL TARGETED	LOCATION	PARTNERS	BUDGET		RESILIENCE LENS		
	INDICATOR	MEANS OF VERIFICATION	UNIT	SYR LIVING IN CAMPS	SYR LIVING IN COMMUNITIES	MEMBERS OF IMPACTED COMMUNITIES	OTHER POP GROUPS				BUDGETARY REQUIREMENT FOR 2016 (USD)	NLG BUDGET (AS PART OF THE OVERALL BUDGET) USD	Q1: CAPACITY DEVELOPMENT?	Q2: SUSTAINABLE BENEFITS?	Q3: SOCIAL COHESION/STABILITY?
Output 1.2 Supporting the Government of Turkey in assessing the conditions of and enhancing shelter infrastructures in the most refugee affected areas, as requested	# of assessments conducted by GOT with the support of humanitarian community to enhance shelter conditions and other infrastructure	Activity reports, assessment reports	# of assessments	-	-	-	-	1 assessment conducted or supported	Governorates with high concentration of Syrian refugees, Syrian refugee camps in S/E Turkey	UNHCR, AFAD, MoFSP	500,000	N/A	4	3	2
TOTAL BUDGETARY REQUIREMENTS AT OUTPUT LEVEL											500,000	-			

OBJECTIVE 2	Targeted populations have continued and equitable support to meet their needs for basic and domestic items					Q1: Capacity Development?	Q2: Sustainable benefits?	Q3: Social Cohesion/ Stability?
OBJECTIVE 2 INDICATOR	% of targeted individuals receiving assistance to help with their basic and domestic item needs	OBJECTIVE INDICATOR BASELINE:	TBD	OBJECTIVE INDICATOR TARGET:	75%	MEANS OF VERIFICATION	Distribution reports, partner's reports, agency reports	2

A. REFUGEE COMPONENT															
OUTPUTS	M&E INDICATORS			TARGETED POPULATION BY TYPE (INDIVIDUALS) IN 2016					BUDGET		RESILIENCE LENS				
	INDICATOR	MEANS OF VERIFICATION	UNIT	SYR LIVING IN CAMPS	SYR LIVING IN COMMUNITIES	MEMBERS OF IMPACTED COMMUNITIES	OTHER POP GROUPS	TOTAL TARGETED	LOCATION	PARTNERS	BUDGETARY REQUIREMENT FOR 2016 (USD)	NLG BUDGET (AS PART OF THE OVERALL BUDGET) USD	Q1: CAPACITY DEVELOPMENT?	Q2: SUSTAINABLE BENEFITS?	Q3: SOCIAL COHESION/ STABILITY?
Output 2.1 Household goods provided to new arrivals and limited distribution of NFIs for replenishment for people already hosted by the Government of Turkey in the camps (incl. logistics costs for warehousing and transport)	# of persons supported with NFIs	Distribution reports, post distribution monitoring, field units' verification	# of persons	100,000	675,000	-	-	775,000	Governorates with high concentration of Syrian refugees, Syrian refugee camps in S/E Turkey	UNHCR, IOM, AFAD, MoFSP, Partner NGOs, Local Authorities	94,255,700	0	1	2	2
Output 2.3 Vulnerable households in camps and host communities supported with multipurpose cash or emergency non-cash assistance (for NFIs, winterization, Hygiene and other basic needs except food and education)	# of persons receiving emergency, cash or cash-voucher assistance	Partners' distribution reports, post distribution monitoring, SOPs, assistance lists	# of persons	10,000	475,000	-	-	485,000	Governorates with high concentration of Syrian refugees, Syrian refugee camps in S/E Turkey	UNHCR, IOM, UNICEF, AFAD, MoFSP, Partner NGOs, Local Authorities	41,850,000	0	2	2	3
TOTAL BUDGETARY REQUIREMENTS AT OUTPUT LEVEL											36,105,700	-			

B. RESILIENCE COMPONENT														
OUTPUTS	M&E INDICATORS			TARGETED POPULATION BY TYPE (INDIVIDUALS) IN 2016			TOTAL TARGETED	LOCATION	PARTNERS	BUDGET		RESILIENCE LENS		
	INDICATOR	MEANS OF VERIFICATION	UNIT	SYR LIVING IN CAMPS	SYR LIVING IN COMMUNITIES	MEMBERS OF IMPACTED COMMUNITIES				OTHER POP GROUPS	BUDGETARY REQUIREMENT FOR 2016 (USD)	NLG BUDGET (AS PART OF THE OVERALL BUDGET) USD	Q1: CAPACITY DEVELOPMENT?	Q2: SUSTAINABLE BENEFITS?
Output 2.3 Joint socio-economic analysis of unmet basic needs in main refugee hosting urban areas, to support the GoT in responding to the needs of extremely vulnerable people.	# of socio-economic analyses conducted	Analysis reports	# of joint analyses	-	-	-	-	Governorates with high concentration of Syrian refugees, Syrian refugee camps in S/E Turkey	UNHCR, UNDP, Local authorities, Local social assistance mechanisms	850,000	0	2	3	3
TOTAL BUDGETARY REQUIREMENTS AT OUTPUT LEVEL										850,000	-			

OBJECTIVE 3	Targeted populations live in satisfactory conditions of sanitation and hygiene				Q1: Capacity Development?	Q2: Sustainable benefits?	Q3: Social Cohesion/ Stability?
OBJECTIVE 3 INDICATOR	% of targeted individuals provided with access to sanitation, hygiene services and facilities	OBJECTIVE INDICATOR BASELINE:	TBD	OBJECTIVE INDICATOR TARGET:	50%	MEANS OF VERIFICATION	Monthly progress reports, distribution lists.
					4	3	3

A. REFUGEE COMPONENT															
OUTPUTS	M&E INDICATORS			TARGETED POPULATION BY TYPE (INDIVIDUALS) IN 2016					BUDGET		RESILIENCE LENS				
	INDICATOR	MEANS OF VERIFICATION	UNIT	SYR LIVING IN CAMPS	SYR LIVING IN COMMUNITIES	MEMBERS OF IMPACTED COMMUNITIES	OTHER POP GROUPS	TOTAL TARGETED	LOCATION	PARTNERS	BUDGETARY REQUIREMENT FOR 2016 (USD)	NLG BUDGET (AS PART OF THE OVERALL BUDGET) USD	Q1: CAPACITY DEVELOPMENT?	Q2: SUSTAINABLE BENEFITS?	Q3: SOCIAL COHESION/ STABILITY?
Output 3.1 Core hygiene kits and items are provided in camps and to extremely vulnerable persons and host communities in urban settings through community centres and/or in partnership with relevant authorities	# of persons provided with hygiene kits or other sanitary materials (including sanitary supplies for women and girls)	Distribution reports, post distribution monitoring, field units' verification	# of persons	220,000	1,520,000	200,000	-	1,940,000	Governorates with high concentration of Syrian refugees, Syrian refugee camps in S/E Turkey	UNHCR, UNFPA, UNICEF, IOM, AFAD, Partner NGOs, Local and National authorities	14,690,000	0	2	2	2
TOTAL BUDGETARY REQUIREMENTS AT OUTPUT LEVEL											14,690,000	-			

B. RESILIENCE COMPONENT																
OUTPUTS	M&E INDICATORS			TARGETED POPULATION BY TYPE (INDIVIDUALS) IN 2016					TOTAL TARGETED	LOCATION	PARTNERS	BUDGET		RESILIENCE LENS		
	INDICATOR	MEANS OF VERIFICATION	UNIT	SYR LIVING IN CAMPS	SYR LIVING IN COMMUNITIES	MEMBERS OF IMPACTED COMMUNITIES	OTHER POP GROUPS	BUDGETARY REQUIREMENT FOR 2016 (USD)				NLG BUDGET (AS PART OF THE OVER-ALL BUDGET) USD	Q1: CAPACITY DEVELOPMENT?	Q2: SUSTAINABLE BENEFITS?	Q3: SOCIAL COHESION/ STABILITY?	
Output 3.2 Support to Government of Turkey and local municipalities in the construction, maintenance and improvement of community sanitary facilities / latrines as well as waste management systems in the camps and in urban areas as requested	# of sanitary facilities constructed or improved	Activity Reports, organisations reports, project reports	# of facilities	-	-	-	-	1,050	Governorates with high concentration of Syrian refugees, Syrian refugee camps in S/E Turkey	UNDP, UNHCR, IOM, AFAD, Local authorities	49,350,000	0	5	3	3	
	# of persons supported with improved access to WASH services	Activity Reports, organisations reports, project reports	# of persons	300,000	107,500	500,000	-	907,500			49,350,000	0	5	3	3	
	# of local municipalities supported	Activity Reports, organisations reports, project reports	# of municipalities	-	-	-	-	2			-	-	-	-	-	-
TOTAL BUDGETARY REQUIREMENTS AT OUTPUT LEVEL											49,350,000	-				

SECTOR FINANCIAL REQUIREMENTS BY AGENCY

AGENCY/ORGANIZATION	REQUIREMENTS (USD) REFUGEE COMPONENT 2016	REQUIREMENTS (USD) RESILIENCE COMPONENT 2016	TOTAL REQUIREMENTS (USD) FOR 2016
UNHCR	152,155,700	10,300,000	162,455,700
IOM	7,280,000	400,000	7,680,000
UNICEF	4,000,000	-	4,000,000
UNFPA	7,440,000	-	7,440,000
UNDP	-	40,000,000	40,000,000
TOTAL	170,875,700	50,700,000	221,575,700

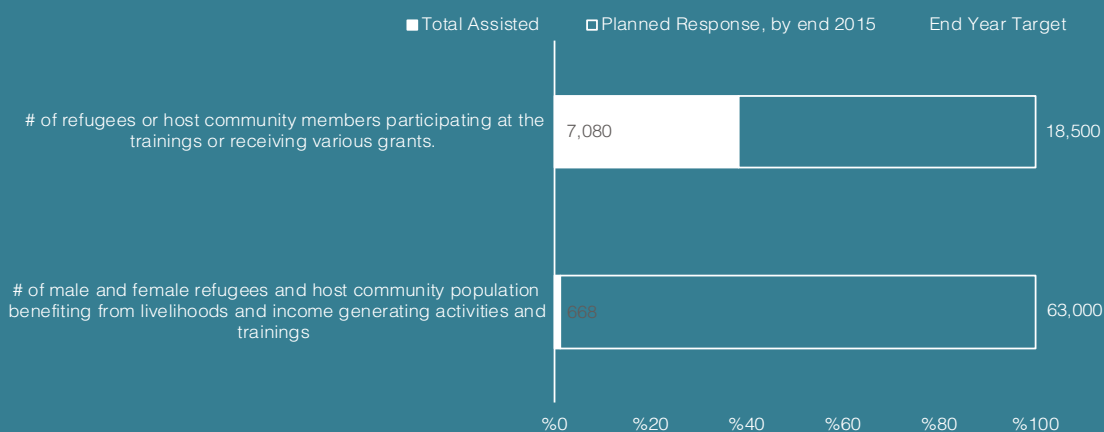


LIVELIHOODS SECTOR RESPONSE



Lead Agencies	UNDP
Partners	UNHCR, FAO, ILO, IOM, UNIDO and partners
Objectives	1. Improved livelihoods and living conditions at the local level, including better and decent work conditions both for Syrians and host communities
GENDER MARKER	1
REFUGEE FINANCIAL REQUIREMENT 2016	US\$ 18,750,000
RESILIENCE FINANCIAL REQUIREMENT 2016	US\$ 68,750,000
3RP TOTAL FINANCIAL REQUIREMENT 2016	US\$ 87,500,000

SECTOR ACHIEVEMENTS (SEPTEMBER 2015)



CURRENT SITUATION

6,750 Syrians participated in social gathering, language and vocational activities. Language training included: Tomer, English, Arabic, and Yos. Livelihoods activities and life skills focussing on refugees living in communities are being prepared.

Technical analysis in consultation with municipality's to identify local waste management equipment requirements to strengthen capacities of municipalities were completed.

Pilot vocational training programmes on textiles and apparel, aimed at women and youth began. Training of the trainers, and consultations with camp management and content of the training programmes were completed for three camps in two cities. Machinery was procured and gender training provided to trainers.

A field research study was undertaken to assess labour market demand and the status of Turkish employers to understand sectors, enterprises, and labour market expectations, and attitudes of Turkish employers towards Syrians labour participation. The study helped identify potential recommended policies. A situation analysis for Syrian children working on the streets in Çankaya, Altındag and Yenimahalle districts in Ankara was undertaken to identify demographic and socioeconomic status of street children and to understand the causes, living conditions and problems faced by street children.

To support livelihoods for families living in refugee camps projects were developed to address improved dietary living and nutritional awareness at family level. This will provide knowledge about horticulture production with limited land and water use. It will support restoration of agricultural livelihoods for rural communities hosting Syrian refugees with provision of short-term cash support (vouchers/cash grants) for key agricultural inputs and capacity development in good agricultural and marketing practices.

According to the 2015 study "Effects of the Syrian Refugees on Turkey", the crisis led to public service deficits because of increased populations. Many refugees will possibly remain in Turkey for years, but do not yet have formal access to livelihoods and employment. They cannot positively contribute to society, or become

self-reliant, without the ability to work. This places risks within both host and refugee communities and can lead to community instability and social tensions, also with concrete implications of refugees seeking opportunities outside of Turkey, through irregular and dangerous routes.



©IOM/ Cemil Carcar

The Regulation on Temporary Protection adopted in October 2014 foresaw access to work and social security for Syrian refugees. However, secondary legislation to detail the scope of this Regulation was still not announced as of October 2015. This legislative delay means work permit status of refugees is unresolved and limits refugees' access to formal employment. Therefore, self-employment or illegal work remain the only options for refugees, which increases their risks of exploitation and low pay, and increases vulnerabilities of people and communities.

In the absence of opportunities for formal work, it is increasingly reported that refugees in Southeast provinces of Turkey take up informal jobs of unskilled Turkish workers, with very low wages (AFAD Report suggests that over 50 per cent of refugees living in communities earn less than USD250 per annum). This situation leads to discontent among vulnerable people, especially in poorer parts of Turkey who already face reductions in salaries dropping to one fifth of previous levels, since the crisis. Child labour is

common with children leaving school to supplement family incomes. Additionally, the cost of living increased significantly, with rents trebled, and incomes reduced, since the beginning of the crises, which is resulting in reduced purchasing power, inflation, and fewer employment opportunities overall.

On the other hand, there are some positive implications of the crisis on regional trade and local employment. For example, Gaziantep's exports to Syria almost tripled in 2011-2014 according to Turkish Exporters Assembly. World Bank research suggests that while refugees displace informal, unpaid workers, they also generate demand for higher-quality jobs filled by Turkish workers.

Therefore, there is urgent need for developing policies, services and opportunities of employment/livelihoods taking into account the needs of the labor market to ensure self-reliance of the Syrian refugees and their peaceful co-existence in Turkey.



NEEDS, VULNERABILITIES AND TARGETING

A. Population Group	Age Groups	Refugee		Resilience	
		Population In Need	Target Population	Population In Need	Target Population
Syrian Refugees in Camps	Men	11,661	11,661	58,588	58,588
	Women	11,712	11,712	58,844	58,844
	Boys	3,666	3,666	18,421	18,421
	Girls	3,462	3,462	17,397	17,397
	Sub Total	30,501	30,500	153,250	153,250
Syrian Refugees in the Community	Men	17,395	17,395	78,831	78,831
	Women	17,471	17,471	79,175	79,175
	Boys	5,469	5,469	24,785	24,785
	Girls	5,165	5,165	23,408	23,408
	Sub Total	45,500	45,500	206,200	206,200
Members of Affected Communities	Men	3,058	3,058	1,961,601	1,961,601
	Women	3,071	3,071	1,970,167	1,970,167
	Boys	962	962	616,748	616,748
	Girls	908	908	582,484	582,484
	Sub Total	8,000	8,000	*5,131,000	*5,131,000
Grand Total		84,000	84,000	5,490,450	5,490,450

Note: Populations in Need relate to only youth and adults age groups in need of employability and vocational skills training
 * number to be reviewed in 2016

Within refugee camps, some marketable livelihood initiatives undertaken included activities such as carpet weaving, sewing and hair dressing, while refugees living in urban areas are limited to informal, insecure, and low paid employment opportunities. This impacts women and youth, sometimes forcing them into exploitative coping strategies such as prostitution. Some sources report the daily rate for seasonal workers has been reduced by one fifth since the crises, and as little as USD 2.5 per day in the southeast Anatolia region, highlighting the exploitative nature of the informal labour market. To address this, the Ministry of Labour and Social Security developed a proposal to be adopted by the Council of Ministers, to enable refugees' to access



legal employment through a sectoral, geographical study of areas with potential for increased labour. Relevant 3RP partners will support policy development which aims to enhance decent and fair employment opportunities, reduce malpractices such as child labour and low wages.

While plans to address the refugee crises are undeveloped, the focus will be on employability and livelihoods opportunities. Capacities of local partners will be strengthened in order for them to support refugees in accessing employment and vocational skills.

Initiatives to improve job opportunities which are related to labour demand (e.g. new investments to boost local economic development, trade, and labour supply-related interventions to improve the quality of Syrian and vulnerable host community) will be undertaken. Skills development will include basic life skills training, Turkish language courses, entrepreneurship, and vocational training, responding to identified needs. Livelihood interventions (small enterprises, in kind grants and private sector engagement to establish livelihoods) will be explored in 2016.

Labour market assessments will be needed to analyse occupational and employability profiles of Syrian refugees and impacts on the labour market. These studies will assess the challenges faced by Syrian women, and the skills sets of Syrian and host community workers, to enable job matching exercises. Although the Government of Turkey conducts some research, increased livelihoods research is needed (which would be subject to prior Government approval in Turkey).

There is also need for further analysis of the local economy and sectors, with a view to strengthen the meaningful involvement of Syrian businesses in it. The almost three-fold increase in Gaziantep's export show that there are business opportunities that can be used to engage with private sector, and expand employment opportunities.

When work permit legislation is complete, a communication strategy in coordination



©UNDP/ Guray Balaban

with relevant authorities targeting Syrians and host communities will be needed to disseminate knowledge to encourage refugees to access to formal labour markets. As this legislation will allow registered refugees to access formal employment, it will also serve as a motivating incentive for more refugees to become registered which will also enable them to access formal employment and training opportunities. Further, the legislation will help reduce negative coping mechanisms, support

access to decent work that conforms to national laws, provide information on work conditions, labour rights, and Syrian worker responsibilities. Accessing national labour laws will in turn increase incomes and help families to send children to school, prevent child labour, early marriages, lost generations, and will improve women's empowerment, and reduce gender-based violence. Overall, this will positively contribute towards self-reliance and social stability.

STRATEGIC VISION & RESPONSE PLAN

The 2015-2016 response is built on the assumption that the number of Syrian refugees in Turkey will reach 2.750 million in 2016 and most will remain in Turkey. Therefore there is an urgent need for targeted resources to build the resilience of individual people, refugees and host communities, and to strengthen institutions like central/local public service units to strengthen community resilience. It will be crucial to enable Syrian refugees to have a stake in society, and to become actively engaged in productive employment, to have hope and contribute to the economy. Such measures will also reduce the risks of social tensions, increase refugees' self-reliance and mitigate negative impacts on host communities. Refugee and host communities can become resilient and prosper through a people-centric approach that helps establish sustainable livelihoods and skills for refugees, thus enabling them to contribute to the economy acquiring skills that can be utilized both in Turkey, or if they return to Syria, when conditions permit.

Creating opportunities for new skill sets and employment will not only reduce the flow of refugees to other countries through dangerous routes, but will contribute to the Turkish economy and social cohesion. The response in the Livelihoods sector will have two interconnected components: transitioning refugees from relief to self-reliance; and strengthening the stability of impacted communities. This will need both short-term and long-term interventions. Partners will develop refugee employability skills, to maximize employment opportunities and help to build the resilience of both refugee and host communities, prioritizing refugees living in Turkey for more than three years and whose resources are depleted. Livelihood opportunities will benefit both host and refugee communities.

When the adoption of the Temporary Protection Regulation permits access to employment, longer term interventions to increase the self-reliance of affected communities will be possible through

livelihoods. Until then, in 2016 the 3RP response strategy in Turkey will focus on improving employability, empowerment and entrepreneurship for impacted communities.

Initiatives to boost local economy, increase employment opportunities and job matching initiatives are needed. Livelihood response will enable low skilled employable refugees to integrate into the labor market by acquiring life skills and vocational training which also strengthens resilience and social stability.

The first step for identifying the needs for skills development will be skills mapping for Syrian refugees, which can identify the gaps between labour market needs and skills available. These skills will include entrepreneurial skills allowing Syrian entrepreneurs to establish new businesses individually or in partnership with Turkish entrepreneurs. This possibility will be available under the new legislative and administrative framework. Such assessments and training will be conducted in partnership with local agencies including the Employment Agency (ISKUR) and Entrepreneurship Support Administration (KOSGEB). Upon clarification of the terms and conditions of work permits for Syrians under Temporary Protection, use of cash-for-work schemes will also be explored and developed for short-term livelihood opportunities for refugees. Dialogue will need to be established with private sector, employers' organizations and employers to facilitate access to decent employment opportunities for both Syrian refugee and host communities.

Advocacy for access to livelihood opportunities for Syrian refugees will reduce risk of exploitative negative coping mechanisms, and facilitate safe, dignified and decent work opportunities conforming with national labour laws.

Strengthening the capacity of local economies to increase work opportunities and of local institutions to provide

employment services to all Syrian and local workers will be a key component of the resilience strategy. Complementing short-term initiatives which aim at increasing employability and livelihoods for Syrian refugees, 3RP partners will respond with medium-term interventions addressing both the demand and supply side of the labour market. In this regard, dialogue needs to be established with workers' organizations and partners to prevent potential risks of competition and conflicts between local and Syrian workers in order to establish a harmonized working environment for all.

Initiatives to strengthen local economic development to create employment for both communities will be based on comparative advantages of the region, mainly on agro-industry. Such initiatives will aim to strengthen the resilience of local economies through new investments for expanded production, marketing opportunities and increase labour demand (economic activities/investments).

3RP partners will explore piloting initiatives with the private sector to boost local economies through production of goods and services (including those addressing the needs of refugees) for Turkish workers and refugees alike. For example, establishing vocational training on textile and apparel making, inside the camps and making the refugees self-sufficient or even income-generators.

SECTOR RESPONSE OVERVIEW TABLE

OBJECTIVE 1	Improved Livelihoods and living conditions at the local level, including better and decent work conditions both for Syrians and host communities					Q1: Capacity Development?	Q2: Sustainable benefits?	Q3: Social Cohesion/ Stability?							
OBJECTIVE 1 INDICATOR	OBJECTIVE INDICATOR BASELINE:	OBJECTIVE INDICATOR TARGET:	MEANS OF VERIFICATION	Indicate what will be the means of verification for this indicator											
	% of targeted Syrians with increased access to vocational training and livelihoods opportunities	N/A	10%												
A. REFUGEE COMPONENT															
OUTPUTS	M&E INDICATORS			TARGETED POPULATION BY TYPE (INDIVIDUALS) IN 2016				RESILIENCE LENS							
	INDICATOR	MEANS OF VERIFICATION	UNIT	SYR LIVING IN CAMPS	SYR LIVING IN COMMUNITIES	MEMBERS OF IMPACTED COMMUNITIES	OTHER POP GROUPS		TOTAL TARGETED						
Output 1.1: Support employability/ vocational skills of male and female refugees to better respond to the needs of the labour market demand	# of male and female refugees and host community population benefiting from vocational training	Activity Reports	No. of persons	30,500	45,500	8,000	0	84,000	Governorates with high concentration of Syrian refugees, Syrian camps in S/E Turkey	UNDP (GAP RDA, ISKUR, and service providers),FAO, (Min. of Food Agriculture, and Livestock), UNHCR, IOM, ILO, partners, Governorates and Municipalities, workers, and employer organizations	BUDGETARY REQUIREMENT FOR 2016 (USD)	NLG BUDGET (AS PART OF THE OVERALL BUDGET) USD	Q1: CAPACITY DEVELOPMENT?	Q2: SUSTAINABLE BENEFITS?	Q3: SOCIAL COHESION/ STABILITY?
								18,750,000	700,000	2	3	4			
TOTAL BUDGETARY REQUIREMENTS AT OUTPUT LEVEL									700,000						

B. RESILIENCE COMPONENT

OUTPUTS	M&E INDICATORS			TARGETED POPULATION BY TYPE (INDIVIDUALS) IN 2016					TOTAL TARGETED	LOCATION	PARTNERS	BUDGET		RESILIENCE LENS		
	INDICATOR	MEANS OF VERIFICATION	UNIT	SYR LIVING IN CAMPS	SYR LIVING IN COMMUNITIES	MEMBERS OF IMPACTED COMMUNITIES	OTHER POP GROUPS	BUDGETARY REQUIREMENT FOR 2016 (USD)				NLG BUDGET (AS PART OF THE OVERALL BUDGET) USD	Q1: CAPACITY DEVELOPMENT?	Q2: SUSTAINABLE BENEFITS?	Q3: SOCIAL COHESION/ STABILITY?	
Output 1.2: Impact- ed communities provided with entrepreneurship support including skills building and business support	# of refugees or host community members participating at the training or receiving various grants	Activity Reports	No. of persons	1,500	2,750	3,000	0	7,250	Governorates with high concentration of Syrian refugees, Syrian camps in S/E Turkey	UNDP, UNHCR, GAP RDA, and governorates, local business community, FAO, Ministry of Food Agriculture, and Livestock	26,200,000	600,000	2	4	4	
Output 1.3: Em- ployment support interventions provided including local workforce analysis of Syrian men and women and host communities, income generation training for Syrian and host population (with specific focus on youth) to ensure the development of marketable skills and alternative public work schemes, including wide ranging training that include basic life skills, language, employment and income generation training	# of men and women benefiting from employment and income generation entrepreneurship services	Activity Reports	No. of persons	1,000	36,800	15,500	0	53,300	Governorates with high concentration of Syrian refugees, Syrian camps in S/E Turkey	UNDP, UNHCR, ILO, IOM, UNIDO, AFAD, MoSIT, GAP, RDA, and Governorates, local business community, workers and employer organizations	20,500,000	Identify the part of budgetary requirement designated to NLG activities	4	4	4	

B. RESILIENCE COMPONENT															
OUTPUTS	M&E INDICATORS			TARGETED POPULATION BY TYPE (INDIVIDUALS) IN 2016				TOTAL TARGETED	LOCATION	PARTNERS	BUDGET		RESILIENCE LENS		
	INDICATOR	MEANS OF VERIFICATION	UNIT	SYR LIVING IN CAMPS	SYR LIVING IN COMMUNITIES	MEMBERS OF IMPACTED COMMUNITIES	OTHER POP GROUPS				BUDGETARY REQUIREMENT FOR 2016 (USD)	NLG BUDGET (AS PART OF THE OVERALL BUDGET) USD	Q1: CAPACITY DEVELOPMENT?	Q2: SUSTAINABLE BENEFITS?	Q3: SOCIAL COHESION/STABILITY?
Output 1.4: Advocacy and awareness-raising for the implementation of labour regulations and the new labour law (when passed), to reduce worst forms of labour exploitation and child labour targeting employers and male / female employees on labour regulations with a view to increase access of the Syrian refugee populations to legal work	# of advocacy interventions and awareness raising campaigns on labour regulations	Activity Reports	# of advocacy related events	50,000	55,000	7,000	3,000	10	Governorates with high concentration of Syrian refugees, Syrian camps in S/E Turkey	UNHCR, ILO, Governorates, and Provincial Directorates, of Labour, workers and employer organizations	1,200,000	200,000	3	5	5
Output 1.5: Joint assessments carried out in urban and rural settings with focus on main hosting areas, with a view to identify possible interventions for enhanced business and job opportunities for men and women, with a focus on the gap between labour demand and supply for male and female workforce	# of assessments on the impact of the crises on the local economy with focus on main hosting areas, including the impact of cash assistance on local economy	Activity Reports	Assessments	100,000	105,000	105,000	3,000	5	Governorates with high concentration of Syrian refugees	UNDP, ILO, ILOMFAO, Governorates and local business community workers and employer organizations	1,050,000	50,000	3	3	3
Output 1.6: Support pilot initiatives with the private and /or public sectors aimed at boosting the local economies through the production of goods and services	# of people benefiting from pilot initiatives.	No. of Reports and beneficiary feedback		750	506,250	1000500	700	4	Governorates with high concentration of Syrian refugees	UNHCR, UNIDO, AFAD, MoSIT, Private Sector, Ministry of Labour, other relevant authorities	14,300,000	0	4	3	3
TOTAL BUDGETARY REQUIREMENTS AT OUTPUT LEVEL											46,700,000	600,000			

SECTOR FINANCIAL REQUIREMENTS BY AGENCY

AGENCY/ORGANIZATION	REQUIREMENTS (USD) REFUGEE COMPONENT 2016	REQUIREMENTS (USD) RESILIENCE COMPONENT 2016	TOTAL REQUIREMENTS (USD) FOR 2016
UNDP	6,000,000	26,250,000	32,250,000
IOM	2,000,000	4,100,000	6,100,000
FAO	1,500,000	4,500,000	6,000,000
ILO	4,000,000	4,800,000	8,800,000
UNHCR	5,250,000	14,100,000	19,350,000
UNIDO	-	15,000,000	15,000,000
TOTAL	18,750,000	68,750,000	87,500,000

