



KEY FIGURES



5.6 million currently registered Syrian refugees
 3.9 million host community members targeted



USD 5.61 billion required in 2018
 2.901 billion (52%) received

3RP Financial Summary Q2 2018						
	Egypt	Iraq	Jordan	Lebanon*	Turkey	Total
Requirements	\$138.7m	\$226.8m	\$1.04 billion	\$2.29 billion	\$1.74 billion	\$5.6 billion**
Received	\$ 41.8m	\$73.4m	\$586.7m	\$876.2m	\$1.32 billion	\$2.901 billion
% Funded	30%	32%	56%	38%	76%	52%

* The financial information for Lebanon does not include carryover funding.
 ** Total Requirements include some \$165 million for regional-level activities.

ACHIEVEMENTS*



* Sector funding not include Carryover funding received in 2017 which is not reflected as well in the overall amount received for 2018.



KEY FIGURES



5.3 million Syrian Refugees expected by end-2018
5.6 million currently registered



USD 623 million sectoral funding required in 2018
334 million (54%) received

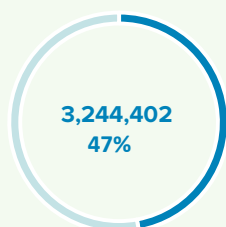
POPULATION REACHED



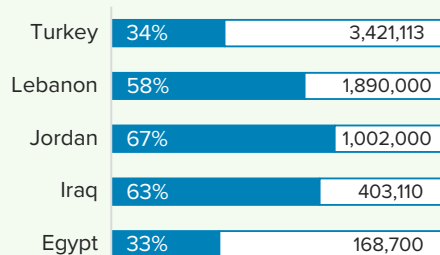
6,884,923 Refugees & Local Community Members Sectoral
 Target by end of 2018



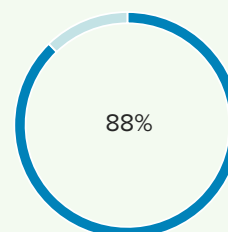
122 partners reporting for the month



Regional



By country

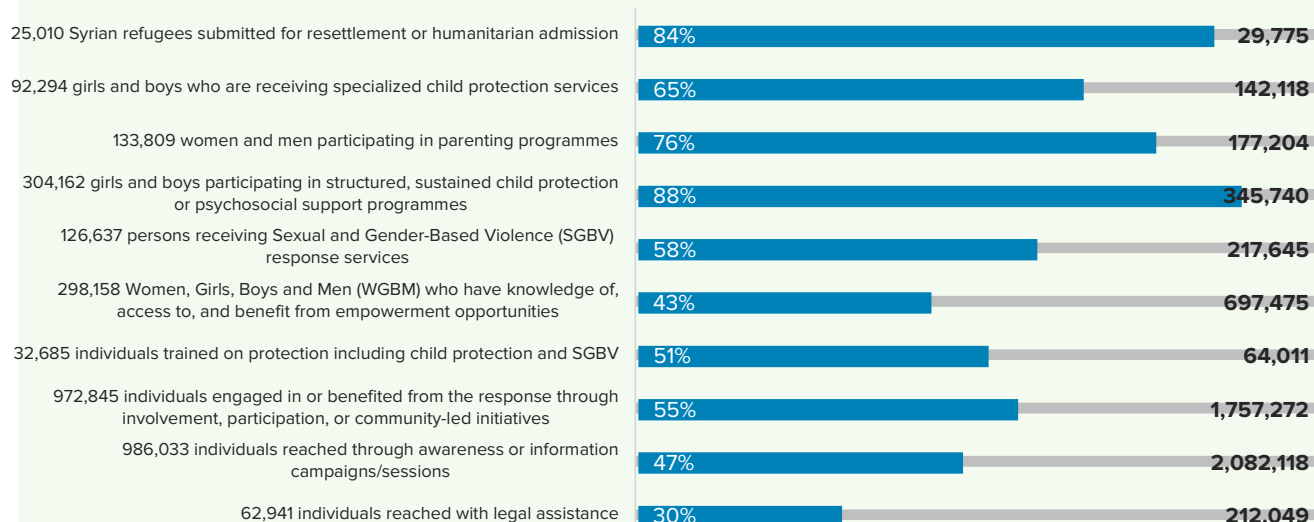


ACHIEVEMENTS



Sectoral Indicators Progress*

Reached/Target



Note: These dashboards reflect selected aggregate achievements of 3RP partners involved in the 3RP Interagency response in Egypt, Iraq, Jordan, Lebanon and Turkey. Progress and targets may change in line with data revisions. All data on this dashboard is current as at 30 November 2018.

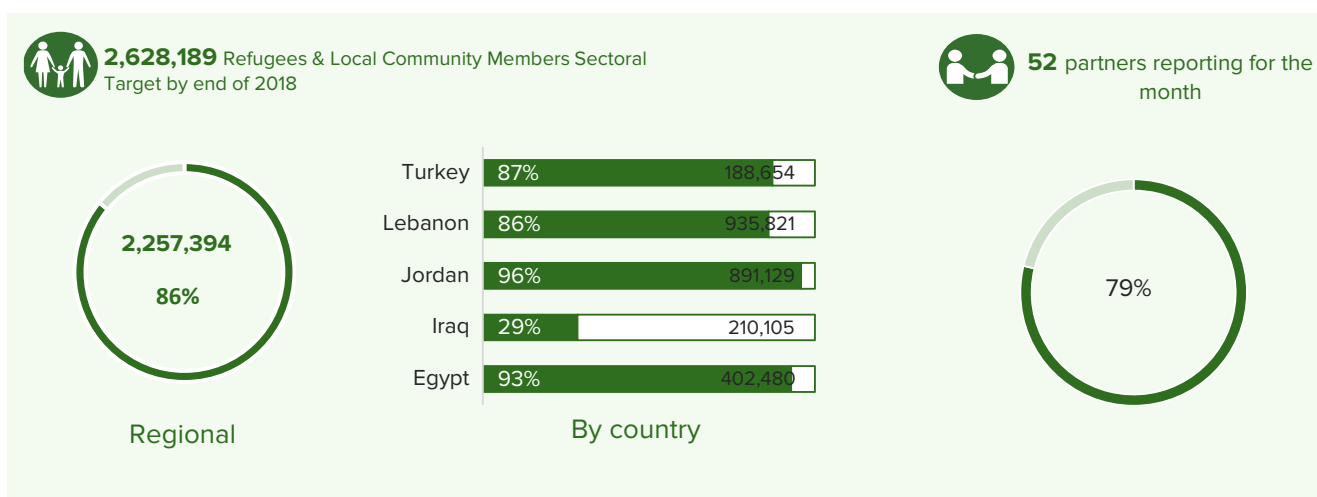
* Progress data not yet received for Egypt in November 2018.



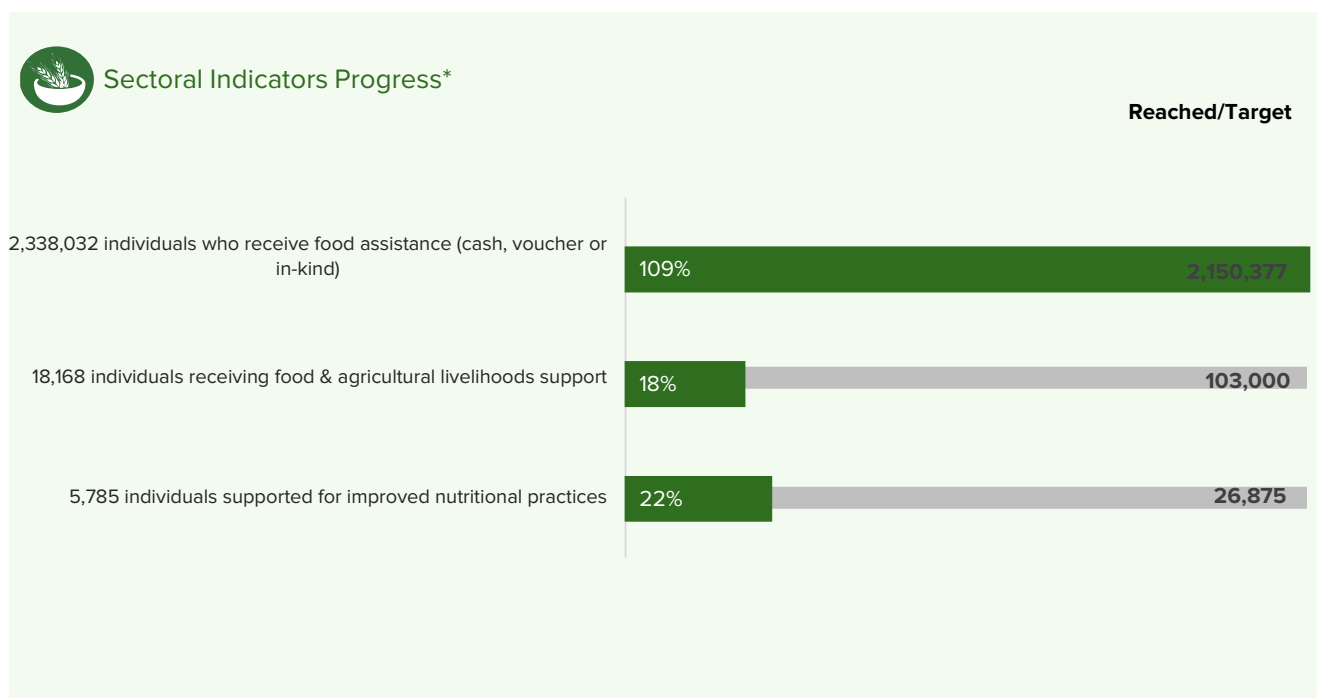
KEY FIGURES



POPULATION REACHED



ACHIEVEMENTS



Note: These dashboards reflect selected aggregate achievements of 3RP partners involved in the 3RP Interagency response in Egypt, Iraq, Jordan, Lebanon and Turkey. Progress and targets may change in line with data revisions. All data on this dashboard is current as at 30 November 2018.
 * Progress data not yet received for Egypt in November 2018 .



KEY FIGURES



5.3 million Syrian Refugees expected by end-2018

5.6 million currently registered



USD 873 million sectoral funding required in 2018

347 million (40%) received

POPULATION REACHED



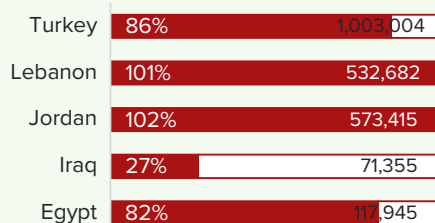
2,285,351 Refugees & Local Community Members Sectoral



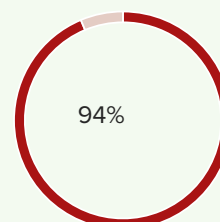
89 partners reporting for the month



Regional



By country

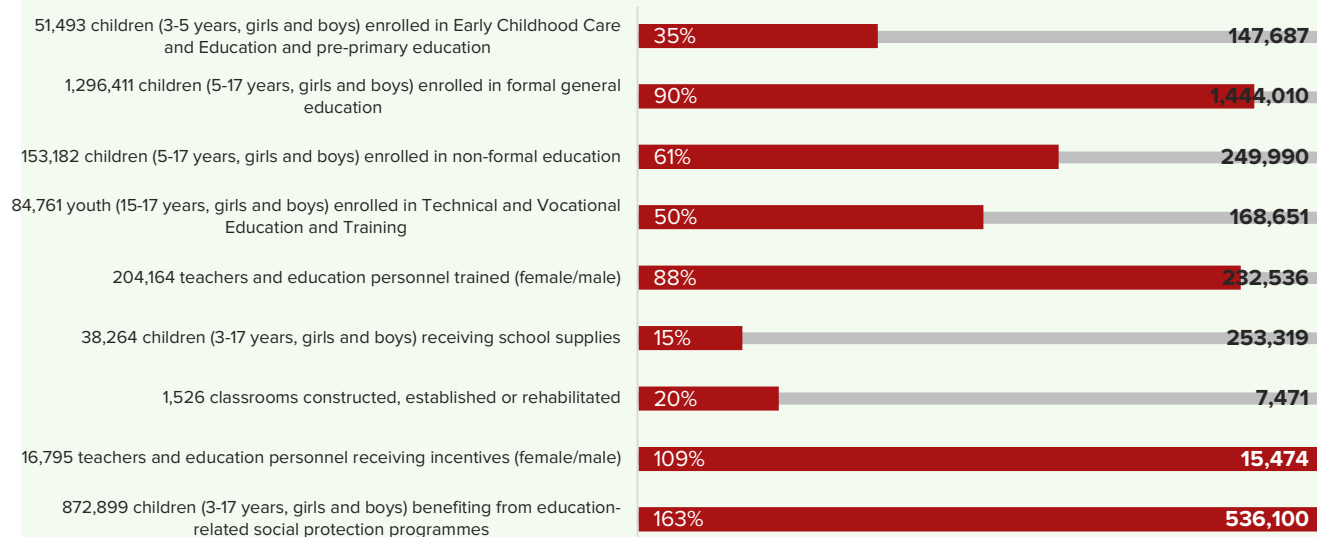


ACHIEVEMENTS **



Sectoral Indicators Progress*

Reached/Target



Note: These dashboards reflect selected aggregate achievements of 3RP partners involved in the 3RP Interagency response in Egypt, Iraq, Jordan, Lebanon and Turkey. Progress and targets may change in line with data revisions. All data on this dashboard is current as at 30 November 2018.

** The achievement in November 2018 is a result of the intervention conducted for the 2017/18 school year (September 2017- November 2018).

* Progress data not yet received for Egypt in November 2018 .



KEY FIGURES



5.3 million Syrian Refugees expected by end-2018
5.6 million currently registered



USD 359 million sectoral funding required in 2018
208 million (58%) received

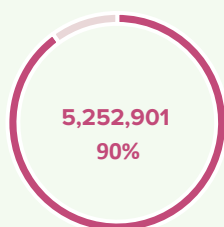
POPULATION REACHED



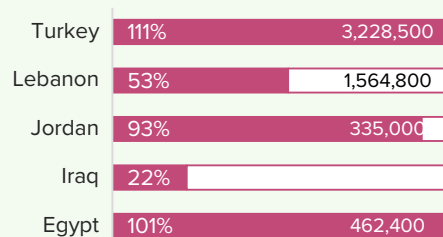
5,835,700 Refugees & Local Community Members Sectoral Target by end of 2018



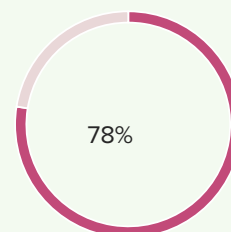
69 partners reporting for the month



Regional



By country

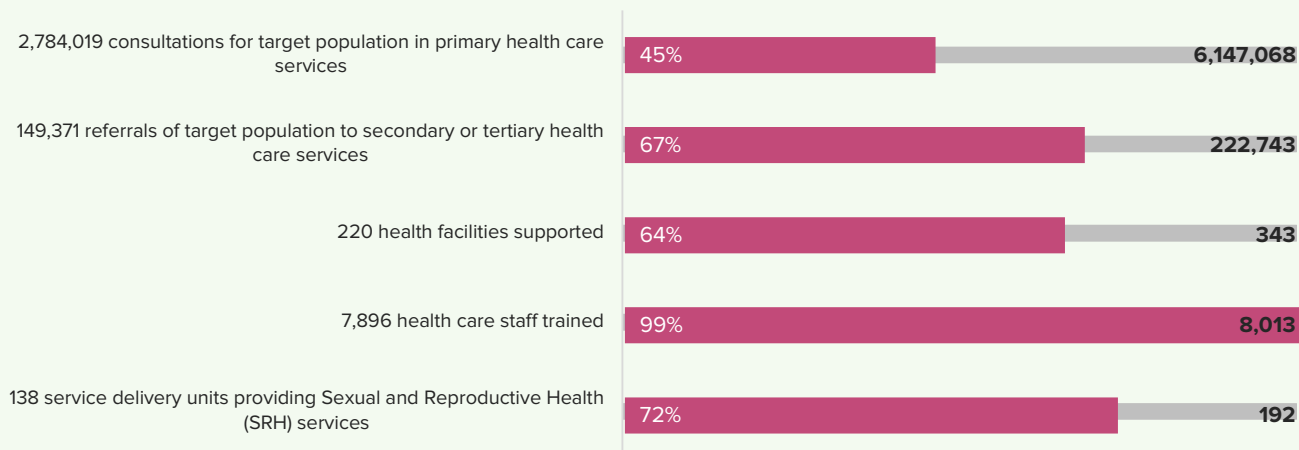


ACHIEVEMENTS



Sectoral Indicators Progress*

Reached/Target



Note: These dashboards reflect selected aggregate achievements of 3RP partners involved in the 3RP Interagency response in Egypt, Iraq, Jordan, Lebanon and Turkey. Progress and targets may change in line with data revisions. All data on this dashboard is current as at 30 November 2018.
 * Progress data not yet received for Turkey and Egypt in November 2018.



KEY FIGURES



5.3 million Syrian Refugees expected by end-2018

5.6 million currently registered



USD 1,567 million sectoral funding required in 2018

968 million (62%) received

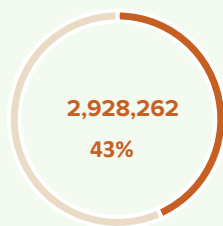
POPULATION REACHED



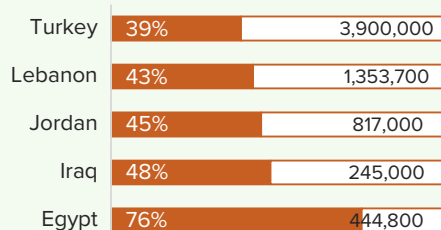
6,760,500 Refugees & Local Community Members Sectoral Target by end of 2018



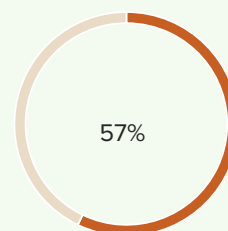
44 partners reporting for the month



Regional



By country

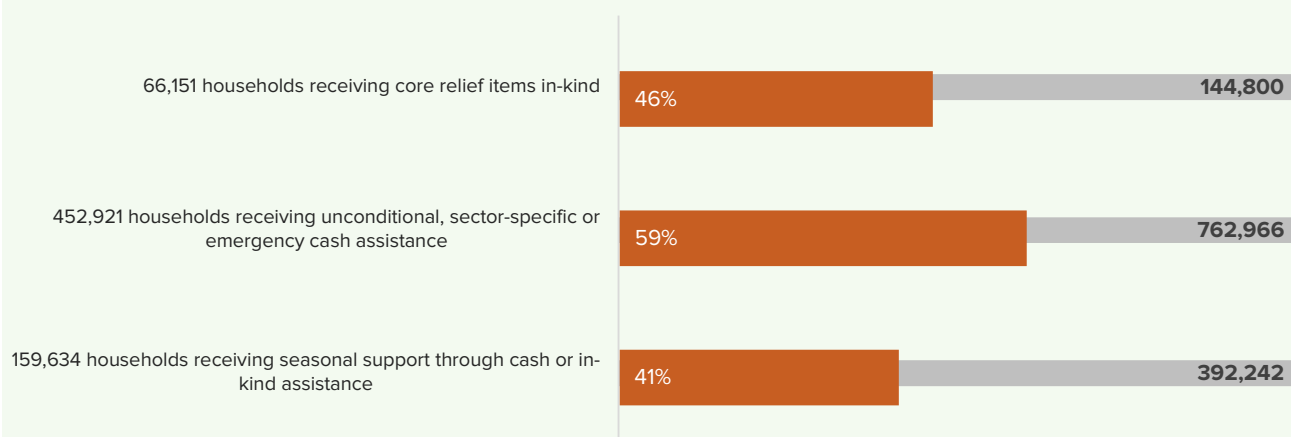


ACHIEVEMENTS



Sectoral Indicators Progress*

Reached/Target



Note: These dashboards reflect selected aggregate achievements of 3RP partners involved in the 3RP Interagency response in Egypt, Iraq, Jordan, Lebanon and Turkey. Progress and targets may change in line with data revisions. All data on this dashboard is current as at 30 November 2018.

* Progress data not yet received for Egypt in November 2018.



KEY FIGURES



5.3 million Syrian Refugees expected by end-2018
5.6 million currently registered



USD 139 million sectoral funding required in 2018
52 million (37%) received

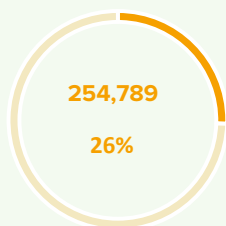
POPULATION REACHED



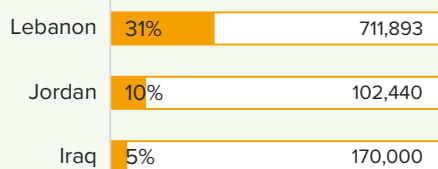
984,333 Refugees & Local Community Members Sectoral Target by end of 2018



25 partners reporting for the month



Regional



By country

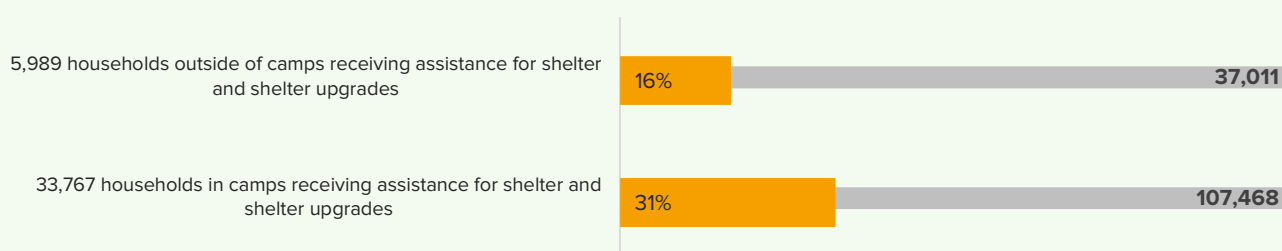


ACHIEVEMENTS



Sectoral Indicators Progress

Reached/Target



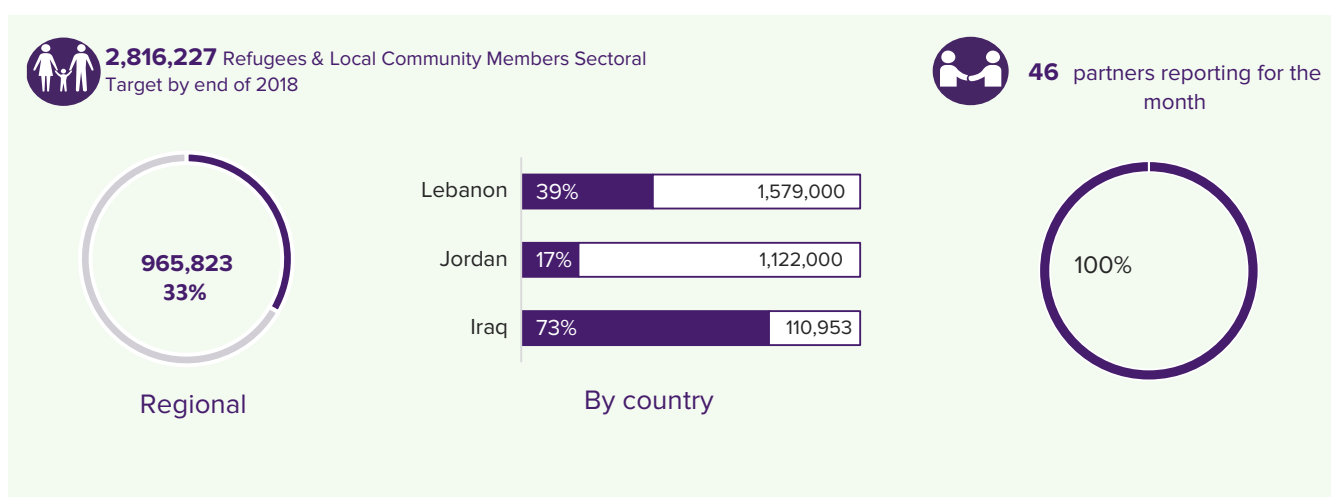
Note: These dashboards reflect selected aggregate achievements of 3RP partners involved in the 3RP Interagency response in Egypt, Iraq, Jordan, Lebanon and Turkey. Progress and targets may change in line with data revisions. All data on this dashboard is current as at 30 November 2018.



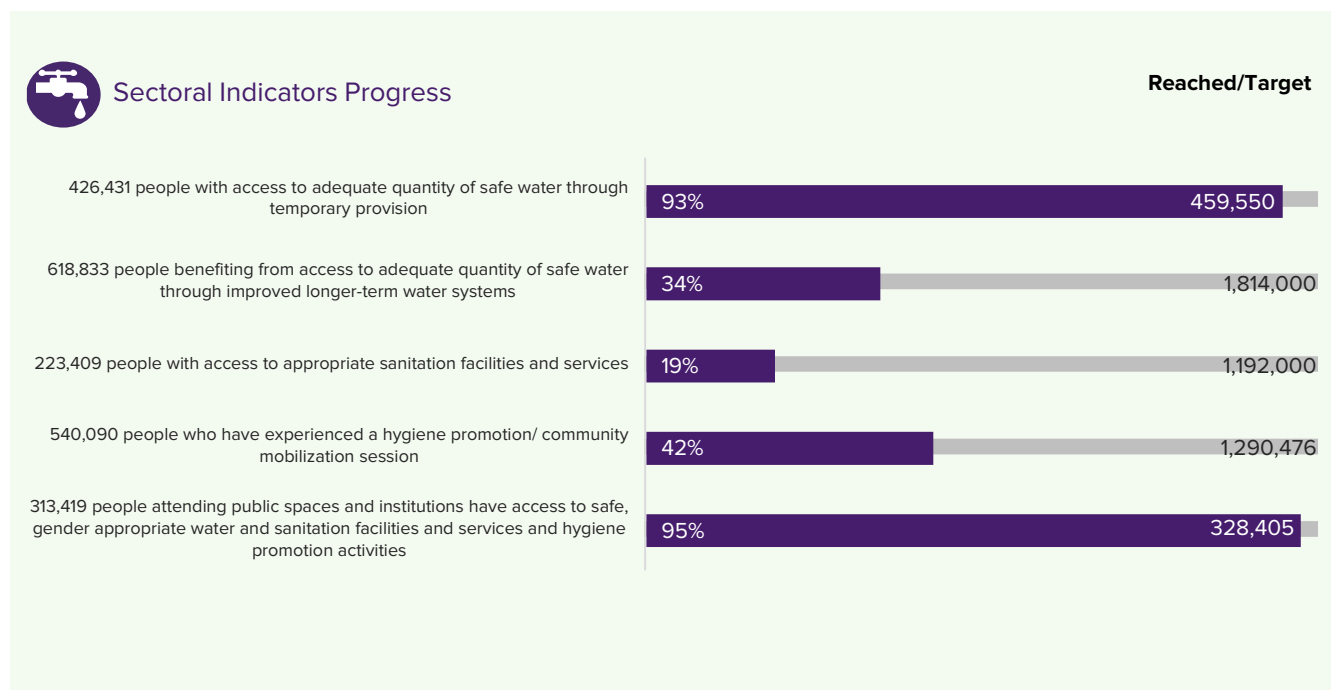
KEY FIGURES



POPULATION REACHED



ACHIEVEMENTS



Note: These dashboards reflect selected aggregate achievements of 3RP partners involved in the 3RP Interagency response in Egypt, Iraq, Jordan, Lebanon and Turkey. Progress and targets may change in line with data revisions. All data on this dashboard is current as at 30 November 2018.



KEY FIGURES



5.3 million Syrian Refugees expected by end-2018

5.6 million currently registered



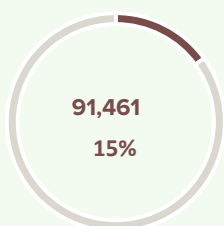
USD 741 million sectoral funding required in 2018

212 million (29%) received

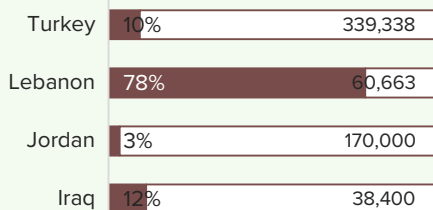
POPULATION REACHED



608,401 Refugees & Local Community Members Sectoral Target by end of 2018



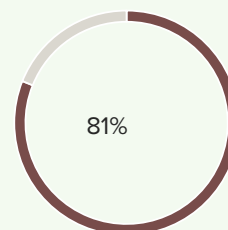
Regional



By country



107 partners reporting for the month

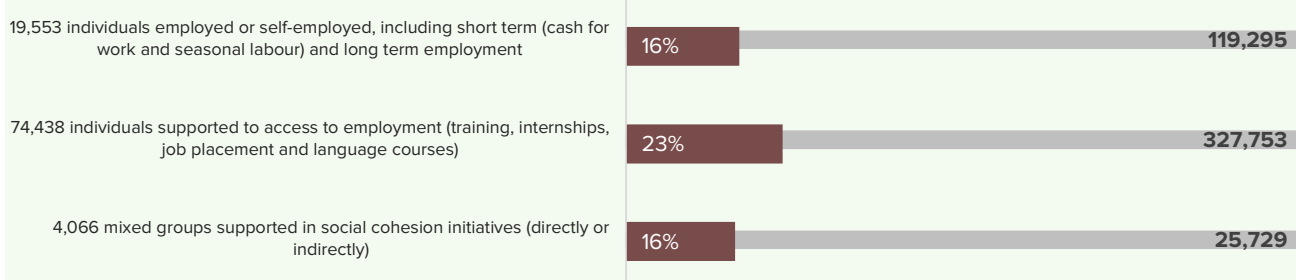


ACHIEVEMENTS



Sectoral Indicators Progress*

Reached/Target



Note: These dashboards reflect selected aggregate achievements of 3RP partners involved in the 3RP Interagency response in Egypt, Iraq, Jordan, Lebanon and Turkey. Progress and targets may change in line with data revisions. All data on this dashboard is current as at 30 November 2018.

* Progress data not yet received for Egypt in November 2018 .