

2017 OVERVIEW



4.7 million

registered Syrian refugees - projected by December 2017



4.4 million

members of host communities - direct beneficiaries targeted in 2017



USD 4.6 billion

total interagency (UN and NGO) appeal for 2017

3RP 2017-2018 STRATEGIC DIRECTIONS



Strong national leadership of response planning and implementation through the LCRP, JRP and 3RP country chapters in Turkey, Iraq and Egypt.



Enhanced accountability mechanisms, including through coordination, monitoring and evaluation, and two-way communication.



A regional protection framework operationalized and protection principles mainstreamed across all sectors.



Building on the Dead Sea Resilience Agenda's principles and actions to inform a more robust resilience-based response to the protracted crisis.



Investing in livelihoods and employment opportunities to better equip refugees and host community members to provide for themselves and their families.



Promoting educational opportunities for children and young people in line with the No Lost Generation initiative.



Continued outreach and partnerships for an innovative and inclusive response.

3RP BENEFICIARIES

Country	Registered Syrian refugees (06/06/2017) ¹	Total estimated number of Syrians ²	Projected registered Syrian refugees by Dec 2017 ³	Members of impacted communities (direct beneficiaries) in 2017 ⁴	Projected registered Syrian refugees by Dec 2018	Members of impacted communities (direct beneficiaries)
Egypt	122,228	400,000	113,000	1,200,600	110,000	1,502,000
Iraq	239,639	235,000	235,000	78,000	240,000	63,000
Jordan	660,315	1,266,000	640,000	520,000	637,000	520,000
Lebanon ⁵	1,011,366	1,500,000	965,000	1,000,000	913,000	1,000,000
Turkey	2,992,567	2,750,000	2,750,000	1,636,000	2,750,000	1,800,000
Total	5,056,219	6,151,000	4,703,000	4,434,600	4,650,000	4,885,000

¹ Regional total of 5,056,219 registered Syrian refugees on 06 June 2017 includes 30,104 Syrian refugees accommodated in countries in North Africa.

² Total estimated number of Syrians of 6,151,000 represents Government estimates, including registered Syrian refugees, unregistered Syrian refugees as well as Syrians residing in the host countries under alternative legal frameworks. Total estimated number of Syrians in Jordan is based on the census conducted by the Government of Jordan in December 2015.

³ Projected registered Syrian refugees of 4,703,000 is the 3RP regional refugee planning figure, representing the expected registered refugee population in the respective countries by 31 December 2017. Total projected registered Syrian refugees in Jordan is based on UNHCR Jordan's analysis on the trends of return to Syria, resettlement departures to third countries, births, deaths and new arrival rate.

⁴ Members of impacted communities (direct beneficiaries) represents the members of impacted host communities who will be directly targeted for assistance under the 3RP.

⁵ This figure does not include the 257,460 Palestine refugees in Lebanon and 31,502 Palestine refugees from Syria targeted in the LCRP.

TOTAL FUNDING REQUIREMENTS (BY COUNTRY)

Country	2017 Inter-Agency Appeal ¹			Multi-year funding received	Total Needs 2017 ²	Total Needs 2018 ²
	Refugee	Resilience	Total			
Egypt ³	92,232,594	37,431,834	129,664,428		344,037,428	351,942,177
Iraq	162,338,438	65,806,394	228,144,832		228,144,832	204,879,018
Jordan ⁴	734,031,400	455,840,147	1,189,871,547	7,000,000	2,661,938,950	2,673,018,486
Lebanon ⁵	1,131,054,868	903,742,041	2,034,796,909	135,681,345	2,800,640,604	2,832,711,700
Turkey ⁶	456,144,663	434,027,371	890,172,034	800,000,000	1,690,172,034	1,845,499,650
Regional	155,605,723	5,000,260	160,605,983		157,679,626	77,938,308
Total	2,731,407,685	1,901,848,047	4,633,255,733			
			4,633,255,733			

¹ The Inter-Agency Appeal reflects the amount being appealed for by UN Agencies, INGOs and NGOs, within the 3RP country chapters, and within and in support of the LCRP in Lebanon and JRP in Jordan.

² Total needs for 2017 and 2018 reflect the full requirements of the Jordan Response Plan, Lebanon Crisis Response Plan and each country chapters, including government appeals, and multi-year funds already received, where applicable. The Jordan Response Plan 2017-2019 was endorsed at the JRP Platform meeting on 12 January 2017. See the final version at <http://www.jrpsc.org/>.

³ Egypt total needs also includes the Government of Egypt requirements under the Education and Health Sectors.

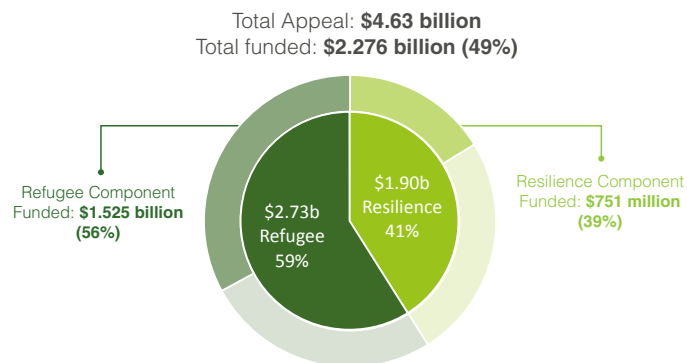
⁴ The Jordan Response Plan 2017 and 2018 figures are based on the Jordan Response Plan 2017 - 2019 endorsed at the JRP Platform meeting on 12 January 2017. The Jordan Inter-Agency Appeal refers to the United Nations and NGO appeal in area where they have a comparative advantage to leverage funding to support the Government of Jordan. The above-mentioned Inter-Agency budgets are estimates as of 15 January 2017 and requires a non-objection by the Government of Jordan. The inter-agency appeal listed above excludes the estimated USD 7,000,000 of multi-year funding already received for 2017.

⁵ Lebanon's total needs reflect the total requirements of the Lebanon Crisis Response Plan (LCRP) 2017. The Lebanon Inter-Agency Appeal reflects UN and NGO requirements within the LCRP, excluding the estimated USD 135,681,345 of multi-year funding already received for 2017.

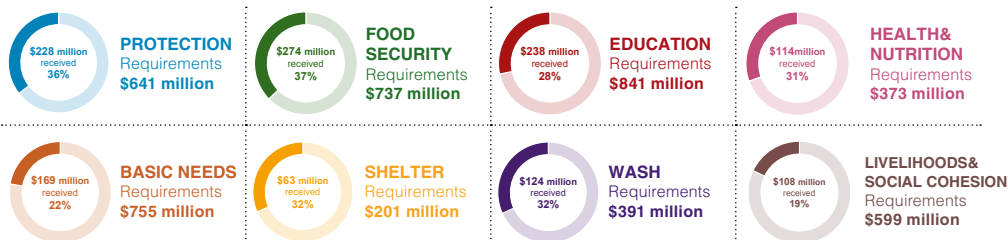
⁶ The Turkey Inter-Agency Appeal reflects UN and NGO requirements, excluding the estimated USD 800,000,000 of multi-year funding already received for 2017.



The **3RP Inter-Agency Appeal** has so far received **USD 2.276 billion**, or **49 per cent** of the required **USD 4.63 billion** required in 2017.



SECTOR FUNDING



Funds for the 3RP as reported by UN and NGO partner agencies, as at October 2017. Breakdowns include estimates where funds received have not been reported against a specific component or sector. The regional Basic Needs funding appealed for and received excludes multi-year funding for the Emergency Social Safety Net (ESSN) in Turkey which had already been received at the time of the Appeal publication in December 2016.

The 3RP 2017-18 is a nationally-led process, incorporating in full the Lebanon Crisis Response Plan (LCRP) and Jordan Response Plan (JRP) and the Turkey, Iraq and Egypt country chapters that have been developed with the full involvement of the respective governments.

Regionally, more than 240 Partners are working through the 2017-2018 3RP framework, either appealing directly for funding, as partners of appealing agencies, or as part of the broader platform of policy, advocacy and delivery. Partners include government authorities in host countries, United Nations agencies, non-government organizations, donor governments, the private sector, charities and foundations.

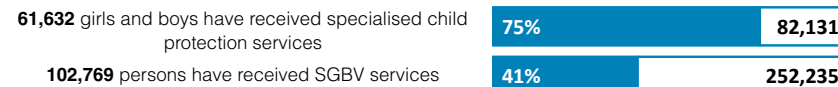
3RP partners strive to address the needs of the most vulnerable through effective humanitarian and resilience-based interventions, while building a more sustainable response. Efficiencies include the use of biometrics for refugee registration, increased use of cash-based interventions for food and other basic needs assistance, integrated education, protection and youth services, and a focus on service delivery through local and municipal systems to reduce duplication and build national capacities.

SELECTED REGIONAL RESPONSE TARGETS 2017

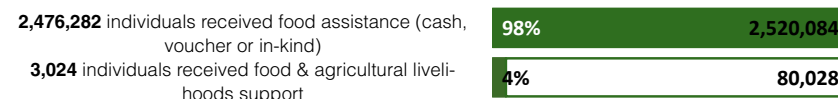
Targets include refugees and members of impacted communities unless specified.



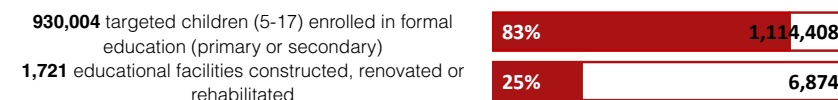
Protection



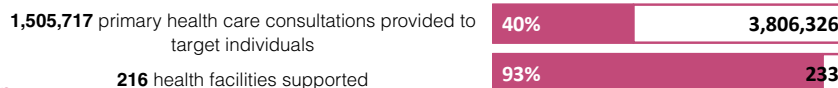
Food Security



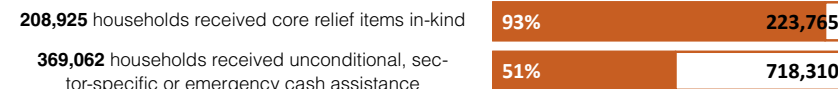
Education



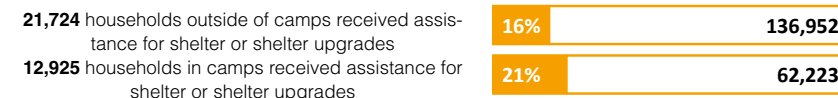
Health and Nutrition



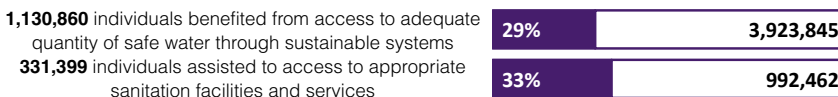
Basic Needs



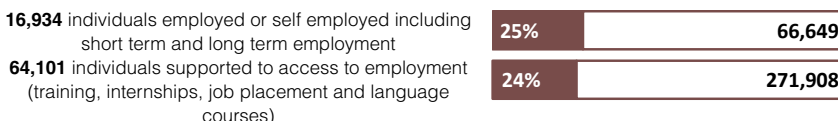
Shelter



WASH



Livelihoods and Social Cohesion



*Selected aggregate achievements of UN and NGO partners involved in the 3RP Interagency response in Egypt, Iraq, Jordan, Lebanon and Turkey. Progress and targets may change in line with data revisions. All indicator data is current as at 31 July 2017.